

# **MGM INSTITUTE OF HEALTH SCIENCES**

( A Deemed University Established under Section 3 of UGC Act, 1956 )

KAMOTHE, NAVI MUMBAI.

CONSOLIDATED STATEMENTS OF ACCOUNT

OF

MGM INSTITUTE OF HEALTH SCIENCES , NAVI MUMBAI.

AND

MGM'S MEDICAL COLLEGE & HOSPITALS, NAVI MUMBAI.

AND

MGM'S MEDICAL COLLEGE & HOSPITALS, AURANGABAD.

FOR

FINANCIAL YEAR : 2014-2015

**MGM INSTITUTE OF HEALTH SCIENCES,**  
( A Deemed University Established under Section 3 of UGC Act, 1956 )  
**MGM CAMPUS, KAMOTHE, NAVI MUMBAI.**

**BALANCE SHEET AS AT 31ST MARCH, 2015**

(Amount in Rs.)

| SOURCES OF FUNDS                            | Sch. | Current Year             | Previous Year            |
|---|------|--------------------------|--------------------------|
| <b>UNRESTRICTED FUNDS</b>                   |      |                          |                          |
| Corpus                                      | 1    | 11,51,00,000.00          | 8,51,00,000.00           |
| General Fund                                | 2    | (41,52,27,653.00)        | (43,15,21,938.00)        |
| Designated/Earmarked Funds                  | 3    | 1,37,59,77,003.00        | 88,00,42,926.00          |
| <b>RESTRICTED FUNDS</b>                     |      | -                        | -                        |
| <b>LOANS/BORROWINGS</b>                     |      |                          |                          |
| Secured                                     | 4A   | 13,39,47,441.00          | 13,49,65,979.00          |
| Unsecured                                   | 4B   | -                        | -                        |
| <b>CURRENT LIABILITIES &amp; PROVISIONS</b> | 5    | 1,46,16,72,547.00        | 1,64,05,73,725.00        |
| <b>TOTAL (Rs.)</b>                          |      | <b>2,67,14,69,338.00</b> | <b>2,30,91,60,692.00</b> |
| <b>APPLICATION OF FUNDS</b>                 |      |                          |                          |
| <b>FIXED ASSETS</b>                         | 6    |                          |                          |
| Tangible Assets                             |      | 90,13,10,038.00          | 89,06,94,077.00          |
| Intangible Assets                           |      | -                        | -                        |
| Capital Work-In-Progress                    |      | 1,17,19,43,148.00        | 96,70,45,241.00          |
| <b>INVESTMENTS</b>                          |      |                          |                          |
| Long Term                                   |      | -                        | -                        |
| Short Term                                  |      | -                        | -                        |
| <b>CURRENT ASSETS</b>                       | 7    | 35,72,23,395.00          | 26,91,90,145.00          |
| <b>LOANS, ADVANCES &amp; DEPOSITS</b>       | 8    | 24,09,92,757.00          | 18,22,31,229.00          |
| <b>TOTAL (Rs.)</b>                          |      | <b>2,67,14,69,338.00</b> | <b>2,30,91,60,692.00</b> |

This is the Consolidated Balance sheet prepared from audited standalone Balance sheet of MGM Institute of Health Sciences , Navi Mumbai, MGM's Medical College and Hospitals, Kamotthe, Navi Mumbai and MGM's Medical College and Hospitals, Aurangabad.

PLACE : AURANGABAD

DATE : 23/09/2015

(BHIMA PATIL)  
ACCOUNTANT

(DR. Z G BADADE)  
REGISTRAR

(DR. S N KADAM)  
VICE CHANCELLOR

FOR ASHOK PATIL & ASSOCIATES,  
CHARTERED ACCOUNTANTS,  
FIRM REG. No. 122045W



(SAURABH P AGRAWAL)  
PARTNER  
M. NO. 131312

**MGM INSTITUTE OF HEALTH SCIENCES,**  
( A Deemed University Established under Section 3 of UGC Act, 1956 )  
**MGM CAMPUS, KAMOTHE, NAVI MUMBAI.**

**INCOME AND EXPENDITURE ACCOUNT FOR THE YEAR ENDED 31ST MARCH, 2015**

(Amount in Rs.)

| Particulars   | Sch. | Current Year       |                 |                          |                 |                          | Previous Year            |
|---|------|--------------------|-----------------|--------------------------|-----------------|--------------------------|--------------------------|
|   |      | Unrestricted Funds |                 |                          | Restricted Fund | Total                    | Total                    |
|   |      | Corpus             | Designated Fund | General Fund             |                 |                          |                          |
| <b>INCOME</b>   |      |                    |                 |                          |                 |                          |                          |
| Academic Receipts   | 9    |                    |                 | 2,16,69,81,965.00        |                 | 2,16,69,81,965.00        | 1,69,55,00,249.00        |
| Grants & Donations  | 10   |                    |                 | -                        |                 | -                        | -                        |
| Income from investments   |      |                    |                 | -                        |                 | -                        | -                        |
| Other Incomes   | 11   |                    |                 | 5,44,84,251.00           |                 | 5,44,84,251.00           | 4,12,03,511.00           |
| <b>TOTAL (A)</b>  |      | -                  | -               | <b>2,22,14,66,216.00</b> |                 | <b>2,22,14,66,216.00</b> | <b>1,73,67,03,760.00</b> |
| <b>EXPENDITURE</b>  |      |                    |                 |                          |                 |                          |                          |
| Staff Payments & Benefits                                       | 12   |                    |                 | 57,35,78,552.00          |                 | 57,35,78,552.00          | 47,33,98,728.00          |
| Academic Expenses   | 13   |                    |                 | 4,87,24,647.00           |                 | 4,87,24,647.00           | 4,62,61,836.00           |
| Admin & General Expenses  | 14   |                    |                 | 55,27,60,667.00          |                 | 55,27,60,667.00          | 40,66,86,446.00          |
| Transportation Expenses   | 15   |                    |                 | 49,16,590.00             |                 | 49,16,590.00             | 46,37,930.00             |
| Repairs & Maintenance   | 16   |                    |                 | 4,11,81,175.00           |                 | 4,11,81,175.00           | 2,95,95,730.00           |
| Finance Costs   | 17   |                    |                 | 2,47,54,096.00           |                 | 2,47,54,096.00           | 2,35,00,867.00           |
| Research and Development Exp.                                   |      | -                  |                 | 31,14,78,931.00          |                 | 31,14,78,931.00          | 24,60,20,384.00          |
| Depreciation  | 6    |                    |                 | 12,77,77,273.00          |                 | 12,77,77,273.00          | 9,10,84,718.00           |
| <b>TOTAL (B)</b>  |      | -                  | -               | <b>1,68,51,71,931.00</b> |                 | <b>1,68,51,71,931.00</b> | <b>1,32,11,86,639.00</b> |
| <b>Balance Being Excess of Income over Expenditure (A-B)</b>    |      |                    |                 | 53,62,94,285.00          |                 | 53,62,94,285.00          | 41,55,17,121.00          |
| Transfer to/from Designated Fund                                |      |                    |                 |                          |                 |                          | -                        |
| - Building / Development Fund                                   |      |                    |                 | 49,00,00,000.00          |                 | 49,00,00,000.00          | 40,50,00,000.00          |
| - Corpus Fund   |      |                    |                 | 3,00,00,000.00           |                 | 3,00,00,000.00           | 3,00,50,000.00           |
| <b>Balance Being Surplus/ (Deficit) Carried to General Fund</b> |      | -                  | -               | <b>1,62,94,285.00</b>    |                 | <b>1,62,94,285.00</b>    | <b>(1,95,32,879.00)</b>  |

This is the Consolidated Income and Expenditure account prepared from standalone audited income and expenditure account of MGM Institute of Health Sciences , Navi Mumbai, MGM's Medical College and Hospitals, Kamothe, Navi Mumbai and MGM's Medical College and Hospitals, Aurangabad. Research expenditure incurred has been shown in respective heads in accounts, hence in order to consolidate it; the same is apportioned from these heads and shown under the head Research and Development .

PLACE : AURANGABAD

DATE : 23/09/2015

BHIMA PATIL)  
ACCOUNTANT

(DR. Z G BADADE)  
REGISTRAR

(DR. S N KADAM)  
VICE CHANCELLOR

FOR ASHOK PATIL & ASSOCIATES,  
CHARTERED ACCOUNTANTS,  
FIRM REG. No. 122045W



(SAURABH P AGRAWAL)  
PARTNER  
M. NO. 131312



**SCHEDULES FORMING PART OF BALANCE SHEET AS AT 31ST MARCH, 2015**

**SCHEDULE-1 CORPUS**

| PARTICULARS   | CURRENT YEAR           | PREVIOUS YEAR         |
|---|------------------------|-----------------------|
| Balance As At The Beginning Of The Year                       | 8,51,00,000.00         | 5,50,50,000.00        |
| Add: Contributions Towards Corpus                             | 3,00,00,000.00         | 3,00,50,000.00        |
| Less: Asset Written Off During the Year Created Out of Corpus | -                      | -                     |
| <b>BALANCE AT THE YEAR-END</b>                                | <b>11,51,00,000.00</b> | <b>8,51,00,000.00</b> |

**SCHEDULE-2 GENERAL FUND**

| PARTICULARS  | CURRENT YEAR             | PREVIOUS YEAR            |
|--|--------------------------|--------------------------|
| Balance As At The Beginning Of The Year  | (43,15,21,938.00)        | (41,19,89,057.88)        |
| Add: Contributions Towards General Fund  | -                        | -                        |
| Add: Balance of Net Income Transferred From the Income and Expenditure Account | 1,62,94,285.00           | (1,95,32,880.15)         |
| <b>BALANCE AT THE YEAR-END</b>   | <b>(41,52,27,653.00)</b> | <b>(43,15,21,938.03)</b> |
| <b>ROUND OFF (Rs.)</b>   | <b>(41,52,27,653.00)</b> | <b>(43,15,21,938.00)</b> |

**SCHEDULE-3 DESIGNATED/EARMARKED FUNDS**

| PARTICULARS  | TOTAL<br>CURRENT YEAR    | TOTAL<br>PREVIOUS YEAR |
|--|--------------------------|------------------------|
| a) Opening Balance of the Funds                        | 88,00,42,925.84          | 47,16,46,451.84        |
| b) Additions to the Funds:                             | -                        | -                      |
| i. Donation/Grants                                     | -                        | -                      |
| ii. Income from Investments Made of the Funds          | -                        | -                      |
| iii. Accrued Interest on Investments of the Funds      | -                        | -                      |
| iv. Building / Development Fund                        | 48,99,71,410.00          | 40,50,00,000.00        |
| v. Other Additions (Students Aid Fund)                 | 2,61,751.00              | 33,96,474.00           |
| vi. Indigent Patients Fund (IPF) :                     | 57,00,916.00             | -                      |
| <b>Total</b>   | <b>49,59,34,077.00</b>   | <b>40,83,96,474.00</b> |
| c) Utilisation/Expenditure Towards Objectives of Funds | -                        | -                      |
| i. Capital Expenditure                                 | -                        | -                      |
| - Fixed Assets   | -                        | -                      |
| - Others   | -                        | -                      |
| <b>Total</b>   | <b>-</b>                 | <b>-</b>               |
| ii. Revenue Expenditure                                | -                        | -                      |
| - Salaries, Wages and Allowances etc.                  | -                        | -                      |
| - Rent   | -                        | -                      |
| - Other Administrative Expenses                        | -                        | -                      |
| <b>Total</b>   | <b>-</b>                 | <b>-</b>               |
| <b>Total (c)</b>                                       | <b>-</b>                 | <b>-</b>               |
| <b>NET BALANCE AS AT THE YEAR-END (a+b-c)</b>          | <b>1,37,59,77,002.84</b> | <b>88,00,42,925.84</b> |
| <b>ROUND OFF (Rs.)</b>                                 | <b>1,37,59,77,003.00</b> | <b>88,00,42,926.00</b> |

**SCHEDULE-4 LOANS/BORROWINGS**

**IA. SECURED LOANS**

| PARTICULARS                        | CURRENT YEAR           | PREVIOUS YEAR          |
|------------------------------------|------------------------|------------------------|
| 1. Central Government              | -                      | -                      |
| 2. State Government (Specify)      | -                      | -                      |
| 3. Financial Institutions          | -                      | -                      |
| a) Term Loans                      | -                      | -                      |
| Tata Motors Finance Ltd            | -                      | -                      |
| b) Interest Accrued and Due        | -                      | -                      |
| 4. Banks:                          | 13,39,47,441.06        | 13,49,65,978.97        |
| a) Term Loans                      | -                      | -                      |
| b) Other Loans (specify)           | -                      | -                      |
| 5. Other Institutions and Agencies | -                      | -                      |
| 6. Debentures and Bonds            | -                      | -                      |
| 7. Others (Specify)                | -                      | -                      |
| <b>Total</b>                       | <b>13,39,47,441.06</b> | <b>13,49,65,978.97</b> |
| <b>ROUND OFF (Rs.)</b>             | <b>13,39,47,441.00</b> | <b>13,49,65,979.00</b> |





## 4B. UNSECURED LOANS

----- Not Applicable -----

## SCHEDULE-5 CURRENT LIABILITIES &amp; PROVISIONS

| PARTICULARS  | CURRENT YEAR      |                          | PREVIOUS YEAR     |                          |
|--|-------------------|--------------------------|-------------------|--------------------------|
| <b>A. CURRENT LIABILITIES</b>                          |                   |                          |                   |                          |
| 1. Deposits from Staff                                 |                   | <b>3,20,01,007.50</b>    |                   | <b>2,86,91,064.50</b>    |
| Staff Deposits   | 3,20,01,007.50    |                          | 2,86,91,064.50    |                          |
| 2. Deposits from Students                              |                   | <b>4,80,49,507.60</b>    |                   | <b>4,13,68,274.60</b>    |
| Hostel Deposit   | 13,78,000.00      |                          | 12,33,000.00      |                          |
| Laboratory Deposit                                     | 22,06,000.00      |                          | 20,30,000.00      |                          |
| Book Bank Deposit                                      | 2,49,400.00       |                          | 2,49,400.00       |                          |
| Library Deposit  | 5,37,185.00       |                          | 2,96,185.00       |                          |
| Caution Money Deposit                                  | 3,47,17,625.00    |                          | 3,09,15,625.00    |                          |
| Other Deposit  | 89,61,297.60      |                          | 66,44,064.60      |                          |
| 3. Sundry Creditors                                    |                   |                          |                   |                          |
| a) For Goods & Services                                |                   | <b>20,57,51,308.45</b>   |                   | <b>19,33,07,915.95</b>   |
| Creditors for Purchases                                | 8,90,80,862.59    |                          | 10,46,65,328.09   |                          |
| Creditors for Assets                                   | 3,97,58,614.22    |                          | 5,85,29,885.22    |                          |
| Creditors for Expenses                                 | 7,69,11,831.64    |                          | 3,01,12,702.64    |                          |
| b) Others (Specify)                                    |                   |                          |                   |                          |
| 4. Advances Received                                   |                   | <b>5,43,55,352.80</b>    |                   | <b>2,71,62,327.80</b>    |
| Advance Fees from Students & Patient                   | 5,43,55,352.80    |                          | 2,71,62,327.80    |                          |
| Hostel, Mess & Other Fees                              | -                 |                          | -                 |                          |
| 5. Interest accrued But not Due on:                    |                   |                          |                   |                          |
| a) Secured Loans/Borrowings                            | -                 |                          | -                 |                          |
| b) Unsecured Loans/Borrowings                          | -                 |                          | -                 |                          |
| 6. Statutory Liabilities (GPF,TDS,WC TAX,CPF,GIS,NPS): |                   |                          |                   |                          |
| a) Overdue   | -                 |                          | -                 |                          |
| b) Others  |                   | <b>40,65,259.41</b>      |                   | <b>43,34,938.41</b>      |
| Professional Tax Payable                               | 3,30,275.00       |                          | 3,87,075.00       |                          |
| Provident Fund Payable                                 | 19,89,090.00      |                          | 4,85,422.00       |                          |
| TDS Payable  | 17,45,894.41      |                          | 34,62,441.41      |                          |
| 7. Other Current Liabilities                           |                   | <b>1,10,58,32,438.38</b> |                   | <b>1,33,01,21,224.83</b> |
| Payable to staff                                       | 3,30,06,608.00    |                          | 2,88,66,711.00    |                          |
| Payable to students                                    | 1,52,97,854.00    |                          | 89,33,602.00      |                          |
| Payable to Patients                                    | 4,05,639.00       |                          | -                 |                          |
| Payable Others   | 1,05,71,22,337.38 |                          | 1,29,23,20,911.83 |                          |
| <b>TOTAL (A)</b>                                       |                   | <b>1,45,00,54,874.14</b> |                   | <b>1,62,49,85,746.09</b> |
| <b>3. PROVISIONS</b>                                   |                   | <b>1,16,17,673.00</b>    |                   | <b>1,55,87,979.00</b>    |
| 1. For Taxation  | -                 |                          | 3,22,174.00       |                          |
| 2. Gratuity  | 1,16,17,673.00    |                          | 1,52,65,805.00    |                          |
| 3. Superannuation/Pension                              | -                 |                          | -                 |                          |
| 4. Accumulated Leave Encashment                        | -                 |                          | -                 |                          |
| 5. Expenses Payable                                    | -                 |                          | -                 |                          |
| 6. Trade Warranties/Claims                             | -                 |                          | -                 |                          |
| <b>TOTAL (B)</b>                                       |                   | <b>1,16,17,673.00</b>    |                   | <b>1,55,87,979.00</b>    |
| <b>TOTAL (A+B)</b>                                     |                   | <b>1,46,16,72,547.00</b> |                   | <b>1,64,05,73,725.09</b> |
| <b>ROUND OFF (Rs.)</b>                                 |                   | <b>1,46,16,72,547.00</b> |                   | <b>1,64,05,73,725.00</b> |



**SCHEDULE-6 FIXED ASSETS**

| DESCRIPTION  | GROSS BLOCK                                |                           |                            |                                |              | DEPRECIATION           |                        |                               |                          | NET BLOCK                  |                             |
|--|--|---------------------------|----------------------------|--------------------------------|--------------|------------------------|------------------------|-------------------------------|--------------------------|----------------------------|-----------------------------|
|  | Cost/Valuation As At Beginning of the Year | Additions During the Year | Deductions During the Year | Cost/Valuation at the Year End | Rate of Dep. | Up to 01/04/2014       | For the Year           | On Deductions During the Year | Total up to the Year End | As at the Current Year End | As at the Previous Year End |
| <b>I. Land:</b>  |  |                           |                            |                                |              |                        |                        |                               |                          |                            |                             |
| a) Freehold  | -  | -                         | -                          | -                              | 0%           | -                      | -                      | -                             | -                        | -                          | -                           |
| b) Leasehold   | 85,27,472.67                               | -                         | -                          | 85,27,472.67                   | 0%           | -                      | -                      | -                             | -                        | 85,27,472.67               | 85,27,472.67                |
| <b>II. Building:</b>   |  |                           |                            |                                |              |                        |                        |                               |                          |                            |                             |
| a) On Freehold Land  | 11,16,027.12                               | -                         | -                          | 11,16,027.12                   | 10%          | 10,37,077.12           | 7,895.00               | -                             | 10,44,972.12             | 71,055.00                  | 78,950.00                   |
| b) On Leasehold Land   | 77,79,20,469.37                            | 79,43,208.00              | -                          | 78,58,63,677.37                | 10%          | 28,11,39,776.68        | 4,98,47,678.90         | -                             | 33,09,87,455.58          | 45,48,76,221.79            | 49,67,80,692.69             |
| c) Ownership Flats/ Premise  | 54,635.05                                  | -                         | -                          | 54,635.05                      | 10%          | 49,793.05              | 484.00                 | -                             | 50,277.05                | 4,358.00                   | 4,842.00                    |
| d) Superstructures on Land not Belonging to Educational institutions     | -  | -                         | -                          | -                              | -            | -                      | -                      | -                             | -                        | -                          | -                           |
| <b>III. Plants, Machinery &amp; Equipments (Office / Lab Equipments)</b> |  |                           |                            |                                |              |                        |                        |                               |                          |                            |                             |
|  | 57,49,71,061.70                            | 7,80,38,760.27            | -                          | 65,30,09,821.97                | 15%          | 28,41,55,870.81        | 5,48,03,093.00         | -                             | 33,89,58,963.81          | 31,40,50,858.16            | 29,08,15,190.89             |
| <b>IV. Vehicles</b>  |  |                           |                            |                                |              |                        |                        |                               |                          |                            |                             |
|  | 1,57,39,411.04                             | 9,05,645.00               | -                          | 1,66,45,056.04                 | 15%          | 87,80,564.04           | 11,79,674.00           | -                             | 99,60,238.04             | 66,84,818.00               | 69,58,847.00                |
| <b>V. Furnitures/Fixtures/ Dead Stocks</b>                               |  |                           |                            |                                |              |                        |                        |                               |                          |                            |                             |
|  | 11,14,13,612.87                            | 2,20,53,223.62            | -                          | 13,34,66,836.49                | 10%          | 4,84,14,959.71         | 84,30,188.00           | -                             | 5,68,45,147.71           | 7,66,21,688.78             | 6,29,98,653.16              |
| <b>VI. Computer/Peripherals</b>  |  |                           |                            |                                |              |                        |                        |                               |                          |                            |                             |
|  | 2,84,18,035.00                             | 36,55,727.00              | -                          | 3,20,73,762.00                 | 60%          | 2,46,93,797.80         | 44,27,979.00           | -                             | 2,91,21,776.80           | 29,51,985.20               | 37,24,237.20                |
| <b>VII. Electric Installations</b>                                       |  |                           |                            |                                |              |                        |                        |                               |                          |                            |                             |
|  | 72,07,785.25                               | 21,12,032.00              | -                          | 93,19,817.25                   | 15%          | 40,84,359.25           | 7,85,319.00            | -                             | 48,69,678.25             | 44,50,139.00               | 31,23,426.00                |
| <b>VIII. Library books</b>   |  |                           |                            |                                |              |                        |                        |                               |                          |                            |                             |
|  | 3,63,78,259.50                             | 26,41,953.00              | -                          | 3,90,20,212.50                 | 60%          | 3,31,41,694.04         | 35,27,111.00           | -                             | 3,66,68,805.04           | 23,51,407.46               | 32,36,565.46                |
| <b>IX. Lab Infrastructure</b>  |  |                           |                            |                                |              |                        |                        |                               |                          |                            |                             |
|  | 19,99,435.00                               | 22,60,922.00              | -                          | 42,60,357.00                   | 10%          | 1,99,944.00            | 4,06,041.00            | -                             | 6,05,985.00              | 36,54,372.00               | 17,99,491.00                |
| <b>X. Air Conditioners</b>   |  |                           |                            |                                |              |                        |                        |                               |                          |                            |                             |
|  | 1,65,04,139.00                             | 1,08,38,855.00            | -                          | 2,73,42,994.00                 | 15%          | 93,32,812.00           | 27,01,527.00           | -                             | 1,20,34,339.00           | 1,53,08,655.00             | 71,71,327.00                |
| <b>XI. Solar Water Heater</b>  |  |                           |                            |                                |              |                        |                        |                               |                          |                            |                             |
|  | 22,61,107.00                               | -                         | -                          | 22,61,107.00                   | 0%           | -                      | -                      | -                             | -                        | 22,61,107.00               | 22,61,107.00                |
| <b>XII. Generator DG Set</b>   |  |                           |                            |                                |              |                        |                        |                               |                          |                            |                             |
|  | 59,75,491.00                               | 68,38,638.00              | -                          | 1,28,14,129.00                 | 15%          | 42,07,670.51           | 12,77,824.17           | -                             | 54,85,494.68             | 73,28,634.32               | 17,67,820.49                |
| <b>XIII. Sewage Treatment Plant</b>                                      |  |                           |                            |                                |              |                        |                        |                               |                          |                            |                             |
|  | 18,71,594.00                               | -                         | -                          | 18,71,594.00                   | 15%          | 13,10,867.00           | 84,109.00              | -                             | 13,94,976.00             | 4,76,618.00                | 5,60,727.00                 |
| <b>IX. Central Gas System</b>  |  |                           |                            |                                |              |                        |                        |                               |                          |                            |                             |
|  | 33,09,660.00                               | 11,04,271.00              | -                          | 44,13,931.00                   | 15%          | 24,24,933.00           | 2,98,350.00            | -                             | 27,23,283.00             | 16,90,648.00               | 8,84,727.00                 |
| <b>A. Total of CURRENT YEAR</b>  | <b>1,59,36,68,196.00</b>                   | <b>13,83,93,235.00</b>    | <b>-</b>                   | <b>1,73,20,61,430.00</b>       |              | <b>70,29,74,119.00</b> | <b>12,77,77,273.00</b> | <b>-</b>                      | <b>83,07,51,392.00</b>   | <b>90,13,10,038.00</b>     | <b>89,06,94,077.00</b>      |
| <b>XI. Capital Work-in -progress</b>                                     |  |                           |                            |                                |              |                        |                        |                               |                          |                            |                             |
| TRANSFER TO ASSETS   | 96,70,45,241.00                            | 20,48,97,907.00           | -                          | 1,17,19,43,148.00              | -            | -                      | -                      | -                             | -                        | 1,17,19,43,148.00          | 96,70,45,241.00             |
| <b>B. NET WORK-IN-PROGRESS</b>   | <b>96,70,45,241.00</b>                     | <b>20,48,97,907.00</b>    | <b>-</b>                   | <b>1,17,19,43,148.00</b>       | <b>-</b>     | <b>-</b>               | <b>-</b>               | <b>-</b>                      | <b>-</b>                 | <b>1,17,19,43,148.00</b>   | <b>96,70,45,241.00</b>      |
| <b>TOTAL (A+B)</b>   | <b>2,56,07,13,437.00</b>                   | <b>34,32,91,142.00</b>    | <b>-</b>                   | <b>2,90,40,04,578.00</b>       | <b>-</b>     | <b>70,29,74,119.00</b> | <b>12,77,77,273.00</b> | <b>-</b>                      | <b>83,07,51,392.00</b>   | <b>2,07,32,53,186.00</b>   | <b>1,85,77,39,318.00</b>    |





**SCHEDULE-7 CURRENT ASSETS**

| PARTICULARS   | CURRENT YEAR    |                        | PREVIOUS YEAR   |                        |
|---|-----------------|------------------------|-----------------|------------------------|
| <b>1. Stock:</b>  |                 | <b>40,74,750.73</b>    |                 | <b>45,88,945.22</b>    |
| a) Stores and Spares  | 40,74,750.73    |                        | 45,88,945.22    |                        |
| b) Loose Tools  | -               |                        | -               |                        |
| c) Publications   | -               |                        | -               |                        |
| <b>2. Sundry Debtors:</b>   |                 |                        |                 |                        |
| a) Debts Outstanding for a Period Exceeding 6 Months  | -               |                        | -               |                        |
| b) Others   | -               |                        | -               |                        |
| <b>3. Cash Balances in Hand (Including Cheques/Drafts and Imprest)</b>                          |                 | <b>1,29,266.07</b>     |                 | <b>6,57,663.07</b>     |
| Cash in Hand  | 1,29,266.07     |                        | 6,57,663.07     |                        |
| <b>4. Bank Balances (to be Further Classified as Pertaining to Earmarked Fund of Otherwise)</b> |                 |                        |                 |                        |
| a) With Scheduled Bank:   |                 | <b>35,30,19,378.14</b> |                 | <b>26,39,43,536.53</b> |
| -In Current & Savings Accounts  |                 |                        |                 |                        |
| Punjab National Bank  | 57,38,401.41    |                        | 1,30,92,411.75  |                        |
| State Bank of India   | 60,46,668.31    |                        | 64,87,762.31    |                        |
| Standard Urban Co-op bank   | 11,79,488.44    |                        | 25,55,981.89    |                        |
| The Saraswat Co op Bank   | 1,42,43,309.10  |                        | 83,41,809.34    |                        |
| Abhyudaya Bank  | 5,83,141.42     |                        | 3,89,116.42     |                        |
| Axis Bank   | 16,12,567.59    |                        | 3,77,100.47     |                        |
| City Bank   | 3,03,743.82     |                        | 3,03,470.55     |                        |
| Bank Of India   | 3,69,350.00     |                        | 3,69,350.00     |                        |
| Bank of Maharashtra   | 2,16,147.80     |                        | 3,02,713.80     |                        |
| B M C Bank  | 8,091.00        |                        | 8,091.00        |                        |
| IDBI Bank   | 2,71,90,902.78  |                        | 6,32,50,120.58  |                        |
| ICICI Bank  | 1,99,332.09     |                        | 1,96,199.33     |                        |
| DCB Bank  | 36,10,956.42    |                        | 20,41,710.19    |                        |
| ICMR Shakti Scheme  | -               |                        | 42,405.00       |                        |
| HDFC Bank   | 43,65,965.06    |                        | 47,17,318.00    |                        |
| State Bank of Hyderabad   | 8,28,405.00     |                        | -               |                        |
| Bank Of Baroda  | 4,587.00        |                        | 4,587.00        |                        |
| Central Bank of India   | 23,485.90       |                        | 23,485.90       |                        |
| -In term Deposit Accounts   |                 |                        |                 |                        |
| FDR's   | 28,64,96,835.00 |                        | 16,14,39,903.00 |                        |
| b) With Non-Schedules Banks:  |                 |                        |                 |                        |
| - In Current Accounts   | -               |                        | -               |                        |
| - In Term Deposit Accounts  | -               |                        | -               |                        |
| - In Savings Accounts   | -               |                        | -               |                        |
| <b>5. Post Office-Savings Accounts</b>  |                 |                        |                 |                        |
| <b>TOTAL</b>  |                 | <b>35,72,23,394.94</b> |                 | <b>26,91,90,144.82</b> |
| <b>ROUND OFF TOTAL (Rs.)</b>  |                 | <b>35,72,23,395.00</b> |                 | <b>26,91,90,145.00</b> |

**SCHEDULE-8 LOANS, ADVANCES & DEPOSITS**

| PARTICULARS  | CURRENT YEAR   |                       | PREVIOUS YEAR  |                       |
|--|----------------|-----------------------|----------------|-----------------------|
| <b>1. Advances to Employees: (Non-Interest Bearing)</b>  |                | <b>26,83,532.00</b>   |                | <b>23,57,524.00</b>   |
| a) Salary  | 26,83,532.00   |                       | 23,57,524.00   |                       |
| b) Festival  | -              |                       | -              |                       |
| c) LTC   | -              |                       | -              |                       |
| d) Medical Advance   | -              |                       | -              |                       |
| e) Other (P F)   | -              |                       | -              |                       |
| <b>2. Long Term Advances to Employees:(Interest Bearing)</b>                                     |                |                       |                |                       |
| a) Vehicle Loan  | -              |                       | -              |                       |
| b) Home Loan   | -              |                       | -              |                       |
| c) Other (to be Specified)   | -              |                       | -              |                       |
| <b>3. Advances and Other Amounts Recoverable in Cash or in Kind or for Value to be Received:</b> |                |                       |                |                       |
| a) On Capital Account  |                |                       |                |                       |
| b) To Suppliers  |                | <b>6,14,91,283.75</b> |                | <b>5,96,96,145.97</b> |
| Advance to Suppliers/ Contractor   | 5,44,10,523.39 |                       | 5,44,08,838.59 |                       |
| Advance Against Expenses   | 70,80,760.36   |                       | 52,87,307.38   |                       |
| c) Other Institutions and Agencies   |                |                       |                |                       |
| Mahatma Gandhi Mission, Nanded   | -              |                       | -              |                       |
| <b>4. Prepaid Expenses</b>   |                | <b>51,19,414.75</b>   |                | <b>30,29,607.23</b>   |
| a) Insurance   | -              |                       | -              |                       |
| b) Other Expenses  | 51,19,414.75   |                       | 30,29,607.23   |                       |





|   |                 |                        |                |                        |
|---|-----------------|------------------------|----------------|------------------------|
| <b>5. Deposits</b>                              |                 | <b>2,35,53,053.18</b>  |                | <b>2,09,92,717.18</b>  |
| a) Telephone                                    | 1,78,273.00     |                        | 1,71,273.00    |                        |
| b) Rent   | 1,02,80,388.18  |                        | 1,03,40,988.18 |                        |
| c) Electricity                                  | 1,01,86,046.00  |                        | 76,21,546.00   |                        |
| d) AICTE  | 15,00,000.00    |                        | 15,00,000.00   |                        |
| e) MCI/PF                                       | 4,00,000.00     |                        | 4,00,000.00    |                        |
| f) Hostel Deposit                               | 5,00,000.00     |                        | 5,00,000.00    |                        |
| g) Gas Cylinder Deposit                         | 1,16,400.00     |                        | 1,16,400.00    |                        |
| h) Others                                       |                 |                        | -              |                        |
| - Deposit -BOC India Ltd.                       | 10,000.00       |                        | 20,000.00      |                        |
| - PF Deposit                                    | 47,710.00       |                        | 47,710.00      |                        |
| - Sec Deposit With Dist. Forum                  | 25,000.00       |                        | 25,000.00      |                        |
| - Security Deposit ( Z P Nanded )               | 1,00,300.00     |                        | 90,300.00      |                        |
| - Deposit Paid to Companies                     | 61,936.00       |                        | -              |                        |
| - Security Deposit ( Tata Finance)              | 1,47,000.00     |                        | 1,47,000.00    |                        |
| - Earnest Money Deposits                        | -               |                        | 12,500.00      |                        |
| <b>6. Income Accrued:</b>                       |                 |                        |                |                        |
| a) On Investment from Earmarked/Endowment Funds |                 | <b>2,52,04,199.03</b>  |                | <b>1,37,86,131.00</b>  |
| b) On Investments-Others                        |                 |                        |                |                        |
| Accrued Interest on FDR                         | 2,52,04,199.03  |                        | 1,37,86,131.00 |                        |
| c) On Loans and Advances                        |                 |                        |                |                        |
| <b>7. Other Receivable</b>                      |                 |                        |                |                        |
| a) Debit Balance in Sponsored Projects          | -               |                        | -              |                        |
| b) Debit Balance in Fellowship & Scholarship    | -               |                        | -              |                        |
| c) Grants Recoverable                           | -               |                        | -              |                        |
| d) Others Receivables                           |                 | <b>12,29,41,274.50</b> |                | <b>8,23,69,103.50</b>  |
| Fees Receivable Students/ Patients/ Companies   | 11,22,75,814.50 |                        | 5,75,11,439.00 |                        |
| Exam Expenses Receivable                        | 6,19,213.00     |                        | 2,50,498.00    |                        |
| RGAY Fees Receivable                            | 11,79,600.00    |                        | 16,31,700.00   |                        |
| Department of Prosthetic & Orthotic             | 9,98,801.00     |                        | -              |                        |
| TDS Receivable                                  | 29,81,412.00    |                        | 18,87,575.00   |                        |
| Income Tax Refund Receivable                    | 33,93,475.00    |                        | 15,05,900.00   |                        |
| HDFC Credit Card                                | 5,45,200.00     |                        | 2,63,258.00    |                        |
| Others  | 9,47,759.00     |                        | 1,93,18,733.50 |                        |
| <b>8. Claims Receivable</b>                     |                 |                        |                |                        |
| <b>TOTAL</b>                                    |                 | <b>24,09,92,757.21</b> |                | <b>18,22,31,228.88</b> |
| <b>ROUND OFF TOTAL (Rs.)</b>                    |                 | <b>24,09,92,757.00</b> |                | <b>18,22,31,229.00</b> |



**SCHEDULE-9 ACADEMIC RECEIPTS**

| PARTICULARS                  | CURRENT YEAR             | PREVIOUS YEAR            |
|------------------------------|--------------------------|--------------------------|
| <b>FEES FROM STUDENTS</b>    |                          |                          |
| Academic & Examinations Fees | 1,47,65,91,885.46        | 1,21,49,41,888.70        |
| <b>TOTAL (A)</b>             | <b>1,47,65,91,885.46</b> | <b>1,21,49,41,888.70</b> |
| <b>FEES FROM PATIENTS</b>    |                          |                          |
| Medical / Clinical Fees      | 69,03,90,079.57          | 48,05,58,360.58          |
| <b>TOTAL (B)</b>             | <b>69,03,90,079.57</b>   | <b>48,05,58,360.58</b>   |
| <b>GRAND TOTAL (A+B)</b>     | <b>2,16,69,81,965.00</b> | <b>1,69,55,00,249.00</b> |

**SCHEDULE-10 GRANTS & DONATIONS** (Irrevocable Grants & Subsidies Received)

----- Not Applicable -----

**SCHEDULE-11 OTHER INCOME**

| PARTICULARS  | CURRENT YEAR          | PREVIOUS YEAR         |
|--|-----------------------|-----------------------|
| <b>A. Income from Land &amp; Building</b>                                |                       |                       |
| 1. Hostel Room Rent  | -                     | -                     |
| 2. Licence Fees  | -                     | -                     |
| 3. Hire Charges of Auditorium/Play Ground/Convention Centre, etc.        | -                     | -                     |
| 4. Electricity & Water Charges   | -                     | -                     |
| 5. Building Rent from Others   | 19,33,000.00          | -                     |
| 6. Rent From Doctors   | -                     | -                     |
| <b>Total</b>   | <b>19,33,000.00</b>   | -                     |
| <b>B. Sale of Institute's Publications</b>                               | -                     | -                     |
| <b>C. Income from Holding Events</b>                                     |                       |                       |
| 1. Gross Receipts from Annual Function/Sports Carnival                   | -                     | -                     |
| Less: Direct Expenditure Incurred on the Annual Function/Sports Carnival | -                     | -                     |
| 2. Gross Receipts from Fetes   | -                     | -                     |
| Less: Direct Expenditure Incurred on the Fetes                           | -                     | -                     |
| 3. Gross Receipts for Educational Tours                                  | -                     | -                     |
| Less: Direct Expenditure Incurred on the Tours                           | -                     | -                     |
| 4. Others (to be Specified and Separately Disclosed)                     | -                     | -                     |
| <b>Total</b>   | -                     | -                     |
| <b>D. Interest on Term Deposits:</b>                                     |                       |                       |
| a) With Scheduled Banks  | 3,94,31,013.65        | 3,13,43,206.81        |
| b) With Non-Scheduled Banks  | -                     | -                     |
| c) Others  | -                     | -                     |
| <b>Total</b>   | <b>3,94,31,013.65</b> | <b>3,13,43,206.81</b> |
| <b>E. Interest on Savings Accounts:</b>                                  |                       |                       |
| a) With Scheduled Banks  | 39,45,953.00          | 18,76,980.53          |
| b) With Non-Scheduled Banks  | -                     | -                     |
| c) With Institutions   | -                     | -                     |
| d) Others  | -                     | -                     |
| <b>Total</b>   | <b>39,45,953.00</b>   | <b>18,76,980.53</b>   |
| <b>F. Interest on Loans:</b>   |                       |                       |
| a) Employees/Staff   | -                     | -                     |
| b) Others  | -                     | -                     |
| <b>Total</b>   | -                     | -                     |
| <b>G. Interest on Debtors and Other Receivable</b>                       | -                     | -                     |



|  |                       |                       |
|--|-----------------------|-----------------------|
| <b>H. Others</b>   |                       |                       |
| 1. Income from Consultancy                                 | -                     | -                     |
| 2. HRA Received  | -                     | -                     |
| 3. Income from Royalty                                     | -                     | -                     |
| 4. Conference/Seminar/Workshop Fees                        | -                     | -                     |
| 5. Membership Fees from Constituent Colleges               | 25,00,000.00          | 25,00,000.00          |
| 6. Misc. Receipts  | 28,51,975.64          | 54,83,323.90          |
| 7. Profit on Sale/Disposal of Assets:                      | -                     | -                     |
| a) Owned Assets  | -                     | -                     |
| b) Assets Acquired Out of Grants, or Received Free of Cost | -                     | -                     |
| 8. Written Back Of Credit Balances                         | 38,22,309.00          | -                     |
| <b>Total</b>   | <b>91,74,284.64</b>   | <b>79,83,323.90</b>   |
| <b>GRAND TOTAL (A+B+C+D+E+F+G+H)</b>                       | <b>5,44,84,251.00</b> | <b>4,12,03,511.00</b> |

#### **SCHEDULE- 12 STAFF PAYMENTS & BENEFITS**

| <b>PARTICULARS</b>                               | <b>CURRENT YEAR</b>    | <b>PREVIOUS YEAR</b>   |
|--|------------------------|------------------------|
| Employers Contribution to Provident Fund         | 1,75,17,249.00         | 79,27,486.00           |
| Gratuity Expenses                                | 36,58,451.00           | 25,00,000.00           |
| Honorarium/Remuneration Expenses                 | 37,01,236.00           | 34,00,265.00           |
| Incentives                                       | 6,86,500.00            | 2,03,000.00            |
| Overtime, Allowances and Bonus                   | 13,84,533.00           | 13,88,689.00           |
| Salaries and Wages                               | 57,85,96,850.00        | 53,21,16,783.00        |
| Staff Quarter Rent Expenses                      | 45,78,672.00           | 46,24,832.00           |
| Staff Welfare Expenses                           | 35,63,158.00           | 25,58,868.00           |
| Students Stipends/Fellowship                     | 10,32,86,541.00        | 3,70,28,487.00         |
| <b>TOTAL</b>                                     | <b>71,69,73,190.00</b> | <b>59,17,48,410.00</b> |
| Expenditures related to Research and Development | 14,33,94,638.00        | 11,83,49,682.00        |
| <b>TOTAL</b>                                     | <b>57,35,78,552.00</b> | <b>47,33,98,728.00</b> |

#### **SCHEDULE-13 ACADEMIC EXPENSES**

| <b>PARTICULARS</b>                               | <b>CURRENT YEAR</b>   | <b>PREVIOUS YEAR</b>  |
|--|-----------------------|-----------------------|
| Admission Expenses                               | 1,25,599.00           | 3,12,476.00           |
| Affiliation Fees                                 | 13,24,800.00          | 3,20,000.00           |
| Annual Social Gathering                          | 1,50,024.00           | 3,79,547.00           |
| Building Rent                                    | 89,11,574.00          | 94,56,790.00          |
| Clinical Expenses                                | 1,49,346.00           | 1,86,689.00           |
| Convocation Expenses                             | 7,21,000.00           | 48,440.00             |
| Examination Expenses                             | 1,16,67,655.00        | 97,72,943.00          |
| Functions & Programmes Expenses                  | 11,99,804.00          | 7,24,719.00           |
| Inspection / Accreditation (NAAC) / MCI Fees     | 20,45,177.00          | 7,82,827.00           |
| Journals & Periodicals                           | 10,22,570.00          | 62,86,253.75          |
| Membership Fees                                  | 30,57,541.00          | 25,91,273.00          |
| Proposal Fees Expenses                           | 5,20,000.00           | 5,38,584.00           |
| Scholarship/Freeship                             | 2,41,00,115.00        | 1,70,48,810.00        |
| Seminar/Workshop/ Conference                     | 22,98,959.37          | 17,21,731.00          |
| Students Academic & other Expenses               | -                     | 5,38,162.00           |
| Students Welfare Expenses                        | 1,24,144.00           | 3,48,050.00           |
| UG & PG Course / MCI Fees & Expenses             | 34,87,500.00          | 67,70,000.00          |
| <b>TOTAL</b>                                     | <b>6,09,05,808.37</b> | <b>5,78,27,294.75</b> |
| Expenditures related to Research and Development | 1,21,81,161.67        | 1,15,65,458.95        |
| <b>TOTAL</b>                                     | <b>4,87,24,647.00</b> | <b>4,62,61,836.00</b> |





**SCHEDULE-14 ADMINISTRATIVE AND GENERAL EXPENSES**

| PARTICULARS                                      | CURRENT YEAR           | PREVIOUS YEAR          |
|--|------------------------|------------------------|
| Advertisement and Publicity                      | 26,98,221.00           | 21,86,933.00           |
| Charity Expenses                                 | 23,28,44,878.00        | 16,82,72,257.00        |
| CIDCO Service Charges                            | 62,470.00              | 1,03,680.00            |
| Camp Expenses                                    | 33,03,299.00           | 8,07,120.00            |
| Dialysis Expenses                                | 32,01,040.00           | 13,27,885.00           |
| Diet Charges                                     | 70,35,437.00           | 60,21,461.00           |
| Electricity and Power                            | 5,31,76,118.00         | 3,93,62,285.00         |
| Garden Expenses                                  | 4,00,940.00            | 5,26,487.00            |
| Guest House Expenses                             | 1,026.00               | 10,986.00              |
| Hostel Rent                                      | 21,30,030.00           | 19,69,800.00           |
| Insurance  | 5,51,949.51            | 5,24,444.31            |
| LBT Expenses                                     | 12,07,657.00           | 9,94,242.00            |
| Legal & Professional Charges                     | 36,82,288.00           | 5,51,973.00            |
| Linen Expenses                                   | 15,50,389.00           | 26,91,854.00           |
| Medicine Expenses                                | 12,98,01,436.50        | 6,79,10,369.00         |
| Meeting Expenses                                 | 8,64,717.00            | 13,88,328.00           |
| Office & Misc Expenses                           | 24,13,676.00           | 41,89,538.00           |
| Oxygen Cylinder Expenses                         | 80,44,744.00           | 52,33,552.00           |
| Photocopy Expenses                               | 4,17,635.00            | 23,846.00              |
| Postage, Telephone and Internet Charges          | 34,45,784.00           | 34,82,619.00           |
| Printing & Stationary                            | 1,32,95,771.00         | 1,08,97,477.50         |
| Property Tax                                     | 1,04,65,125.00         | 79,80,981.00           |
| Registration, Licence & Renewal Expenses         | 1,57,672.00            | 3,14,710.00            |
| Remuneration to Auditors                         | 16,21,355.00           | 15,03,377.00           |
| Security Guard Expenses                          | 1,47,06,820.00         | 1,03,73,158.00         |
| Consultancy charges of Visiting Faculty          | 3,02,93,603.00         | 3,11,24,136.00         |
| Sports & Playground Expenses                     | 1,31,914.00            | 19,552.00              |
| Stores & Consumable Expenses                     | 14,43,165.00           | 2,38,639.00            |
| Surgical Expenses                                | 1,15,88,317.00         | 99,28,298.00           |
| Traveling and Conveyance Expenses                | 54,76,425.22           | 54,81,035.00           |
| Ward Expenses                                    | 38,09,802.00           | 13,47,953.00           |
| Washing & Cleaning Expenses                      | 7,41,22,474.00         | 6,68,17,935.00         |
| Laboratory & Department Expenses                 | 5,25,55,345.00         | 4,54,52,624.00         |
| Water Charges                                    | 1,39,35,116.00         | 65,91,440.00           |
| Decrease in Inventory                            | 5,14,194.49            | 27,07,082.22           |
| <b>TOTAL</b>                                     | <b>69,09,50,833.72</b> | <b>50,83,58,057.03</b> |
| Expenditures related to Research and Development | 13,81,90,166.74        | 10,16,71,611.41        |
| <b>TOTAL</b>                                     | <b>55,27,60,667.00</b> | <b>40,66,86,446.00</b> |

**SCHEDULE-15 TRANSPORTATION EXPENSES**

| PARTICULARS                                      | CURRENT YEAR        | PREVIOUS YEAR       |
|--|---------------------|---------------------|
| 1. Vehicles (Owned by Educational Institution)   |                     |                     |
| a) Running Expenses (Petrol/ Diesel /Toll Tax)   | 23,96,968.00        | 17,81,317.00        |
| b) Repairs & Maintenance                         | 1,85,324.00         | 18,93,372.00        |
| c) Insurance Expenses                            | 32,98,960.00        | 5,16,550.00         |
| 2. Vehicles Taken on Rent/ Lease                 |                     |                     |
| a) Rent/Lease Expenses                           | 2,64,485.00         | 16,06,174.00        |
| <b>TOTAL</b>                                     | <b>61,45,737.00</b> | <b>57,97,413.00</b> |
| Expenditures related to Research and Development | 12,29,147.40        | 11,59,482.60        |
| <b>TOTAL</b>                                     | <b>49,16,590.00</b> | <b>46,37,930.00</b> |



**SCHEDULE-16 REPAIRS & MAINTENANCE**

| PARTICULARS                                      | CURRENT YEAR          | PREVIOUS YEAR         |
|--|-----------------------|-----------------------|
| Building and Infrastructure                      | 2,36,35,442.00        | 1,15,84,044.00        |
| Computers  | 21,96,261.00          | 25,28,975.00          |
| Electricals                                      | 48,91,115.00          | 74,17,757.00          |
| Equipment & Instruments                          | 1,64,52,625.48        | 1,09,43,309.46        |
| Furniture & Fixture                              | 35,03,329.00          | 19,32,734.00          |
| Others   | 7,97,696.00           | 25,87,843.50          |
| <b>TOTAL</b>                                     | <b>5,14,76,468.48</b> | <b>3,69,94,662.96</b> |
| Expenditures related to Research and Development | 1,02,95,293.70        | 73,98,932.59          |
| <b>TOTAL</b>                                     | <b>4,11,81,175.00</b> | <b>2,95,95,730.00</b> |

**SCHEDULE-17 FINANCE COSTS**

| PARTICULARS                                      | CURRENT YEAR          | PREVIOUS YEAR         |
|--|-----------------------|-----------------------|
| a) Interest on Fixed Loans                       | 3,03,66,389.70        | 2,34,08,519.29        |
| b) Bank/Financial Charges                        | 5,76,230.72           | 59,67,564.01          |
| <b>TOTAL</b>                                     | <b>3,09,42,620.42</b> | <b>2,93,76,083.30</b> |
| Expenditures related to Research and Development | 61,88,524.08          | 58,75,216.66          |
| <b>TOTAL</b>                                     | <b>2,47,54,096.00</b> | <b>2,35,00,867.00</b> |

PLACE : AURANGABAD  
DATE : 23/09/2015

(BHIMA PATIL)  
ACCOUNTANT

(DR. Z G BADADE)  
REGISTRAR

(DR. S N KADAM)  
VICE CHANCELLOR



FOR ASHOK PATIL & ASSOCIATES,  
CHARTERED ACCOUNTANTS,  
FIRM REG. No. 122045W

(SAURABH P AGRAWAL)  
PARTNER  
M. NO. 131312

# **MGM INSTITUTE OF HEALTH SCIENCES**

( A Deemed University Established under Section 3 of UGC Act, 1956 )

KAMOTHE, NAVI MUMBAI.

CONSOLIDATED STATEMENTS OF ACCOUNT

OF

MGM INSTITUTE OF HEALTH SCIENCES , NAVI MUMBAI.

AND

MGM'S MEDICAL COLLEGE & HOSPITALS, NAVI MUMBAI.

AND

MGM'S MEDICAL COLLEGE & HOSPITALS, AURANGABAD.

FOR

FINANCIAL YEAR : 2015-2016



**MGM INSTITUTE OF HEALTH SCIENCES,**  
( A Deemed University Established under Section 3 of UGC Act, 1956 )  
**MGM CAMPUS, KAMOTHE, NAVI MUMBAI.**

**BALANCE SHEET AS AT 31<sup>ST</sup> MARCH, 2016**

(Amount in Rs.)


| <b>SOURCES OF FUNDS</b>                     | <b>Sch.</b> | <b>Current Year</b>     | <b>Previous Year</b>    |
|---|-------------|-------------------------|-------------------------|
| <b>UNRESTRICTED FUNDS</b>                   |             |                         |                         |
| Corpus                                      | 1           | 150,100,000.00          | 115,100,000.00          |
| General Fund                                | 2           | (380,584,684.00)        | (415,227,653.00)        |
| Designated/Earmarked Funds                  | 3           | 1,958,558,118.00        | 1,375,977,003.00        |
| <b>RESTRICTED FUNDS</b>                     |             | -                       | -                       |
| <b>LOANS/BORROWINGS</b>                     |             |                         |                         |
| Secured                                     | 4A          | 162,278,099.00          | 133,947,441.00          |
| Unsecured                                   | 4B          | -                       | -                       |
| <b>CURRENT LIABILITIES &amp; PROVISIONS</b> | 5           | 1,332,867,488.00        | 1,461,672,547.00        |
| <b>TOTAL (Rs.)</b>                          |             | <b>3,223,219,021.00</b> | <b>2,671,469,338.00</b> |
| <b>APPLICATION OF FUNDS</b>                 |             |                         |                         |
| <b>FIXED ASSETS</b>                         | 6           |                         |                         |
| Tangible Assets                             |             | 930,352,630.00          | 901,310,038.00          |
| Intangible Assets                           |             | -                       | -                       |
| Capital Work-In-Progress                    |             | 1,429,926,570.00        | 1,171,943,148.00        |
| <b>INVESTMENTS</b>                          |             |                         |                         |
| Long Term                                   |             | -                       | -                       |
| Short Term                                  |             | -                       | -                       |
| <b>CURRENT ASSETS</b>                       | 7           | 552,522,058.00          | 357,223,395.00          |
| <b>LOANS, ADVANCES &amp; DEPOSITS</b>       | 8           | 310,417,763.00          | 240,992,757.00          |
| <b>TOTAL (Rs.)</b>                          |             | <b>3,223,219,021.00</b> | <b>2,671,469,338.00</b> |

This is the Consolidated Balance sheet prepared from audited standalone Balance sheet of MGM Institute of Health Sciences , Navi Mumbai, MGM's Medical College and Hospitals, Kamothé, Navi Mumbai and MGM's Medical College and Hospitals, Aurangabad.

PLACE : AURANGABAD  
DATE : 17/09/2016


  
(BHIMA PATIL)  
ACCOUNTANT

  
(DR. Z G BADADE)  
REGISTRAR

  
(DR. S N KADAM)  
VICE CHANCELLOR



FOR ASHOK PATIL & ASSOCIATES,  
CHARTERED ACCOUNTANTS,  
FIRM REG. No. 122045W

  
(SAURABH P AGRAWAL)  
PARTNER  
M. NO. 131312

**MGM INSTITUTE OF HEALTH SCIENCES,**  
( A Deemed University Established under Section 3 of UGC Act, 1956 )  
**MGM CAMPUS, KAMOTHE, NAVI MUMBAI.**

**INCOME AND EXPENDITURE ACCOUNT FOR THE YEAR ENDED 31<sup>ST</sup> MARCH, 2016**

(Amount in Rs.)

| Particulars   | Sch. | Current Year       |                 |                         |                 |                         | Previous Year           |
|---|------|--------------------|-----------------|-------------------------|-----------------|-------------------------|-------------------------|
|   |      | Unrestricted Funds |                 |                         | Restricted Fund | Total                   | Total                   |
|   |      | Corpus             | Designated Fund | General Fund            |                 |                         |                         |
| <b>INCOME</b>   |      |                    |                 |                         |                 |                         |                         |
| Academic Receipts   | 9    |                    |                 | 2,434,070,935.00        |                 | 2,434,070,935.00        | 2,166,981,965.00        |
| Grants & Donations  | 10   |                    |                 | -                       |                 | -                       | -                       |
| Income from investments   |      |                    |                 | -                       |                 | -                       | -                       |
| Other Incomes   | 11   |                    |                 | 70,391,001.00           |                 | 70,391,001.00           | 54,484,251.00           |
|   |      |                    |                 |                         |                 | -                       | -                       |
| <b>TOTAL (A)</b>  |      | -                  | -               | <b>2,504,461,936.00</b> |                 | <b>2,504,461,936.00</b> | <b>2,221,466,216.00</b> |
| <b>EXPENDITURE</b>  |      |                    |                 |                         |                 |                         |                         |
| Staff Payments & Benefits                                       | 12   |                    |                 | 692,702,146.00          |                 | 692,702,146.00          | 573,578,552.00          |
| Academic Expenses   | 13   |                    |                 | 56,687,614.00           |                 | 56,687,614.00           | 48,724,647.00           |
| Admin & General Expenses  | 14   |                    |                 | 549,146,993.00          |                 | 549,146,993.00          | 552,760,667.00          |
| Transportation Expenses   | 15   |                    |                 | 6,525,026.00            |                 | 6,525,026.00            | 4,916,590.00            |
| Repairs & Maintenance   | 16   |                    |                 | 40,844,434.00           |                 | 40,844,434.00           | 41,181,175.00           |
| Finance Costs   | 17   |                    |                 | 26,189,809.00           |                 | 26,189,809.00           | 24,754,096.00           |
| Research and Development  |      | -                  |                 | 343,024,005.00          |                 | 343,024,005.00          | 311,478,931.00          |
| Depreciation  | 6    |                    |                 | 134,698,940.00          |                 | 134,698,940.00          | 127,777,273.00          |
| <b>TOTAL (B)</b>  |      | -                  | -               | <b>1,849,818,967.00</b> |                 | <b>1,849,818,967.00</b> | <b>1,685,171,931.00</b> |
| <b>Balance Being Excess of Income over Expenditure (A-B)</b>    |      |                    |                 | 654,642,969.00          |                 | 654,642,969.00          | 536,294,285.00          |
| Transfer to/from Designated Fund                                |      |                    |                 |                         |                 |                         | -                       |
| - Building / Development Fund                                   |      |                    |                 | 585,000,000.00          |                 | 585,000,000.00          | 490,000,000.00          |
| - Corpus Fund   |      |                    |                 | 35,000,000.00           |                 | 35,000,000.00           | 30,000,000.00           |
| <b>Balance Being Surplus/ (Deficit) Carried to General Fund</b> |      | -                  | -               | <b>34,642,969.00</b>    |                 | <b>34,642,969.00</b>    | <b>16,294,285.00</b>    |

This is the Consolidated Income and Expenditure account prepared from standalone audited income and expenditure account of MGM Institute of Health Sciences , Navi Mumbai, MGM's Medical College and Hospitals, Kamotthe, Navi Mumbai and MGM's Medical College and Hospitals, Aurangabad. Research expenditure incurred has been shown in respective heads in accounts, hence in order to consolidate it; the same is apportioned from these heads and shown under the head Research and Development .

PLACE : AURANGABAD

DATE : 17/09/2016

(BHIMA PATIL)  
ACCOUNTANT

(DR. Z G BADADE)  
REGISTRAR

(DR. S N KADAM)  
VICE CHANCELLOR

FOR ASHOK PATIL & ASSOCIATES,  
CHARTERED ACCOUNTANTS,  
FIRM REG. No. 122045W



(SAURABH P AGRAWAL)  
PARTNER  
M. NO. 131312



**SCHEDULES FORMING PART OF BALANCE SHEET AS AT 31ST MARCH, 2016**

**SCHEDULE-1 CORPUS**

| PARTICULARS   | CURRENT YEAR          | PREVIOUS YEAR         |
|---|-----------------------|-----------------------|
| Balance As At The Beginning Of The Year                       | 115,100,000.00        | 85,100,000.00         |
| Add: Contributions Towards Corpus                             | 35,000,000.00         | 30,000,000.00         |
| Less: Asset Written Off During the Year Created Out of Corpus | -                     | -                     |
| <b>BALANCE AT THE YEAR-END</b>                                | <b>150,100,000.00</b> | <b>115,100,000.00</b> |

**SCHEDULE-2 GENERAL FUND**

| PARTICULARS  | CURRENT YEAR            | PREVIOUS YEAR           |
|--|-------------------------|-------------------------|
| Balance As At The Beginning Of The Year  | (415,227,653.00)        | (431,521,938.00)        |
| Add: Contributions Towards General Fund  | -                       | -                       |
| Add: Balance of Net Income Transferred From the Income and Expenditure Account | 34,642,969.00           | 16,294,285.00           |
| <b>BALANCE AT THE YEAR-END</b>   | <b>(380,584,684.00)</b> | <b>(415,227,653.00)</b> |
| <b>ROUND OFF (Rs.)</b>   | <b>(380,584,684.00)</b> | <b>(415,227,653.00)</b> |

**SCHEDULE-3 DESIGNATED/EARMARKED FUNDS**

| PARTICULARS   | CURRENT YEAR            | PREVIOUS YEAR           |
|---|-------------------------|-------------------------|
| <b>a) Opening Balance of the Funds</b>                        | 1,375,977,002.84        | 880,042,925.84          |
| <b>b) Additions to the Funds:</b>                             |                         |                         |
| i. Donation/Grants  | -                       | -                       |
| ii. Income from Investments Made of the Funds                 | -                       | -                       |
| iii. Accrued Interest on Investments of the Funds             | -                       | -                       |
| iv. Building / Development Fund                               | 585,000,000.00          | 489,971,410.00          |
| v. Other Additions (Students Aid Fund)                        | -                       | 261,751.00              |
| vi. Indigent Patients Fund (IPF) :                            | (2,418,885.00)          | 5,700,916.00            |
| <b>Total</b>  | <b>582,581,115.00</b>   | <b>495,934,077.00</b>   |
| <b>c) Utilisation/Expenditure Towards Objectives of Funds</b> |                         |                         |
| i. Capital Expenditure  |                         |                         |
| - Fixed Assets  | -                       | -                       |
| - Others  | -                       | -                       |
| <b>Total</b>  | <b>-</b>                | <b>-</b>                |
| ii. Revenue Expenditure                                       |                         |                         |
| - Salaries, Wages and Allowances etc.                         | -                       | -                       |
| - Rent  | -                       | -                       |
| - Other Administrative Expenses                               | -                       | -                       |
| <b>Total</b>  | <b>-</b>                | <b>-</b>                |
| <b>Total (c)</b>  | <b>-</b>                | <b>-</b>                |
| <b>NET BALANCE AS AT THE YEAR-END (a+b-c)</b>                 | <b>1,958,558,117.84</b> | <b>1,375,977,002.84</b> |
| <b>ROUND OFF TOTAL (Rs.)</b>                                  | <b>1,958,558,118.00</b> | <b>1,375,977,003.00</b> |

**SCHEDULE-4 LOANS/BORROWINGS**

**4A - SECURED LOANS**

| PARTICULARS                               | CURRENT YEAR          | PREVIOUS YEAR         |
|---|-----------------------|-----------------------|
| <b>1. Central Government</b>              |                       |                       |
| <b>2. State Government (Specify)</b>      |                       |                       |
| <b>3. Financial Institutions</b>          |                       |                       |
| a) Term Loans                             | -                     | -                     |
| b) Interest Accrued and Due               | -                     | -                     |
| <b>4. Banks:</b>                          |                       |                       |
| a) Term Loans                             | 162,278,099.24        | 133,947,441.06        |
| b) Other Loans (specify)                  | -                     | -                     |
| <b>5. Other Institutions and Agencies</b> | -                     | -                     |
| <b>6. Debentures and Bonds</b>            | -                     | -                     |
| <b>7. Others (Specify)</b>                | -                     | -                     |
| <b>Total</b>                              | <b>162,278,099.24</b> | <b>133,947,441.06</b> |
| <b>ROUND OFF TOTAL (Rs.)</b>              | <b>162,278,099.00</b> | <b>133,947,441.00</b> |





**4B -UNSECURED LOANS**

----- Not Applicable -----

**SCHEDULE-5 CURRENT LIABILITIES & PROVISIONS**

| PARTICULARS   | CURRENT YEAR            | PREVIOUS YEAR           |
|---|-------------------------|-------------------------|
| <b>A. CURRENT LIABILITIES</b>                                 |                         |                         |
| <b>1. Deposits from Staff</b>                                 |                         |                         |
| Staff Deposits  | 30,452,653.50           | 32,001,007.50           |
| <b>2. Deposits from Students/ Contractors &amp; Others</b>    |                         |                         |
| Hostel Deposit  | 1,288,000.00            | 1,378,000.00            |
| Laboratory Deposit  | 2,332,400.00            | 2,206,000.00            |
| Library Deposit   | 416,185.00              | 537,185.00              |
| Caution Money Deposit   | 37,862,625.00           | 34,717,625.00           |
| Other Deposit   | 13,561,392.00           | 9,210,697.60            |
| <b>3. Sundry Creditors</b>                                    |                         |                         |
| <b>a) For Goods &amp; Services</b>                            |                         |                         |
| Creditors for Purchases                                       | 142,422,740.98          | 89,080,862.59           |
| Creditors for Assets  | 43,875,794.22           | 39,758,614.22           |
| Creditors for Expenses  | 114,385,512.00          | 76,911,831.64           |
| <b>b) Others (Specify)</b>                                    |                         |                         |
| <b>4. Advances Received</b>                                   |                         |                         |
| Advance Fees from Students/ Patients                          | 42,472,415.80           | 54,355,352.80           |
| Advance Against Expenses                                      | -                       | -                       |
| <b>5. Interest accrued But not Due on:</b>                    |                         |                         |
| a) Secured Loans/Borrowings                                   | -                       | -                       |
| b) Unsecured Loans/Borrowings                                 | -                       | -                       |
| <b>6. Statutory Liabilities (GPF,TDS,WC TAX,CPF,GIS,NPS):</b> |                         |                         |
| <b>a) Overdue</b>   | -                       | -                       |
| <b>b) Others</b>  |                         |                         |
| Professional Tax Payable                                      | 353,775.00              | 330,275.00              |
| Provident Fund Payable  | 2,007,668.00            | 1,989,090.00            |
| TDS Payable   | 2,867,281.00            | 1,745,894.41            |
| <b>7. Other Current Liabilities</b>                           |                         |                         |
| Payable to staff  | 45,691,265.00           | 33,006,608.00           |
| Payable to students   | 31,810,536.00           | 15,297,854.00           |
| Payable to Patients   | 530,560.00              | 405,639.00              |
| Payable Others  | 811,455,560.20          | 1,057,122,337.38        |
| <b>TOTAL (A)</b>  | <b>1,323,786,363.70</b> | <b>1,450,054,874.14</b> |
| <b>B. PROVISIONS</b>  |                         |                         |
| 1. For Taxation   | -                       | -                       |
| 2. Gratuity   | 9,081,124.00            | 11,617,673.00           |
| 3. Superannuation/Pension                                     | -                       | -                       |
| 4. Accumulated Leave Encashment                               | -                       | -                       |
| 5. Expenses Payable   | -                       | -                       |
| 6. Trade Warranties/Claims                                    | -                       | -                       |
| <b>TOTAL (B)</b>  | <b>9,081,124.00</b>     | <b>11,617,673.00</b>    |
| <b>TOTAL (A+B)</b>  | <b>1,332,867,487.70</b> | <b>1,461,672,547.14</b> |
| <b>ROUND OFF TOTAL (Rs.)</b>                                  | <b>1,332,867,488.00</b> | <b>1,461,672,547.00</b> |



**SCHEDULE-6 FIXED ASSETS**

| DESCRIPTION  | GROSS BLOCK                                |                           |                             |                                | DEPRECIATION |                  |                |                               | NET BLOCK                |                            |                             |
|--|--|---------------------------|-----------------------------|--------------------------------|--------------|------------------|----------------|-------------------------------|--------------------------|----------------------------|-----------------------------|
|  | Cost/Valuation As At Beginning of The Year | Additions During the Year | Deductio ns During the Year | Cost/Valuation at the Year End | Rate of Dep. | Up to 01/04/2015 | For the Year   | On Deductions During the Year | Total up to the Year End | As at the Current Year End | As at the Previous Year End |
| I. Land:   |  |                           |                             |                                |              |                  |                |                               |                          |                            |                             |
| a) Freehold  | -  | -                         | -                           | -                              | 0%           | -                | -              | -                             | -                        | -                          | -                           |
| b) Leasehold   | 8,527,472.67                               | -                         | -                           | 8,527,472.67                   | 0%           | -                | -              | -                             | -                        | 8,527,472.67               | 8,527,472.67                |
| II. Building:  |  |                           |                             |                                |              |                  |                |                               |                          |                            |                             |
| a) On Freehold Land  | 1,116,027.12                               | -                         | -                           | 1,116,027.12                   | 10%          | 1,044,972.12     | 7,106.00       | -                             | 1,052,078.12             | 63,949.00                  | 71,055.00                   |
| b) On Leasehold Land   | 785,863,677.37                             | 2,946,823.00              | -                           | 788,810,500.37                 | 10%          | 330,987,455.58   | 45,157,593.00  | -                             | 376,145,048.58           | 412,665,451.79             | 454,876,221.79              |
| c) Ownership Flats/ Premise  | 54,635.05                                  | -                         | -                           | 54,635.05                      | 0%           | 50,277.05        | -              | -                             | 50,277.05                | 4,358.00                   | 4,358.00                    |
| d) Superstructures on Land not Belonging to Educational Institutions | -  | -                         | -                           | -                              | -            | -                | -              | -                             | -                        | -                          | -                           |
| III. Plants, Machinery & Equipments (Office / Lab Equipments )       | 653,123,677.97                             | 141,166,867.96            | -                           | 794,290,545.93                 | 15%          | 339,072,819.81   | 67,771,186.00  | -                             | 406,844,005.81           | 387,446,540.12             | 314,050,858.16              |
| IV. Vehicles   | 16,645,056.04                              | -                         | -                           | 16,645,056.04                  | 15%          | 9,960,238.04     | 1,002,723.00   | -                             | 10,962,961.04            | 5,682,095.00               | 6,684,818.00                |
| V. Furnitures/Fixtures/ Dead Stocks                                  | 133,352,980.49                             | 9,533,990.00              | -                           | 142,886,970.49                 | 10%          | 56,731,291.71    | 8,530,321.00   | -                             | 65,261,612.71            | 77,625,357.78              | 76,621,688.78               |
| VI. Computer/Peripherals   | 32,073,762.00                              | 4,311,773.00              | -                           | 36,385,535.00                  | 60%          | 29,121,776.80    | 4,358,255.00   | -                             | 33,480,031.80            | 2,905,503.20               | 2,951,985.20                |
| VII. Electric Installations  | 9,319,817.25                               | 143,250.00                | -                           | 9,463,067.25                   | 15%          | 4,869,678.25     | 689,008.00     | -                             | 5,558,686.25             | 3,904,381.00               | 4,450,139.00                |
| VIII. Library books  | 39,020,212.50                              | 1,911,746.00              | -                           | 40,931,958.50                  | 60%          | 36,668,805.04    | 2,557,892.00   | -                             | 39,226,697.04            | 1,705,261.46               | 2,351,407.46                |
| IX. Lab Infrastructure   | 4,260,357.00                               | 143,653.00                | -                           | 4,404,010.00                   | 10%          | 605,985.00       | 379,803.00     | -                             | 985,788.00               | 3,418,222.00               | 3,654,372.00                |
| X. Air Conditioners  | 27,342,994.00                              | 3,583,429.00              | -                           | 30,926,423.00                  | 15%          | 12,034,339.00    | 2,833,813.00   | -                             | 14,868,152.00            | 16,058,271.00              | 15,308,655.00               |
| XI. Solar Water Heater   | 2,261,107.00                               | -                         | -                           | 2,261,107.00                   | 0%           | -                | -              | -                             | -                        | 2,261,107.00               | 2,261,107.00                |
| XII. Generator DG Set  | 12,814,129.00                              | -                         | -                           | 12,814,129.00                  | 15%          | 5,485,494.68     | 1,086,150.17   | -                             | 6,571,644.85             | 6,242,484.15               | 7,328,634.32                |
| XIII. Sewage Treatment Plant   | 1,871,594.00                               | -                         | -                           | 1,871,594.00                   | 15%          | 1,394,976.00     | 71,493.00      | -                             | 1,466,469.00             | 405,125.00                 | 476,618.00                  |
| IX. Central Gas System   | 4,413,931.00                               | -                         | -                           | 4,413,931.00                   | 15%          | 2,723,283.00     | 253,597.00     | -                             | 2,976,880.00             | 1,437,051.00               | 1,690,648.00                |
| A. Total of CURRENT YEAR   | 1,732,061,430.00                           | 163,741,532.00            | -                           | 1,895,802,962.00               |              | 830,751,392.00   | 134,698,940.00 | -                             | 965,450,332.00           | 930,352,630.00             | 901,310,038.00              |
|  |  |                           |                             |                                |              |                  |                |                               |                          |                            |                             |
| XI. Capital Work-in -progress Transfer to Assets                     | 1,171,943,147.98                           | 257,983,422.00            | -                           | 1,429,926,569.98               | -            | -                | -              | -                             | -                        | 1,429,926,569.98           | 1,171,943,147.98            |
| B. NET WORK-IN-PROGRESS  | 1,171,943,147.98                           | 257,983,422.00            | -                           | 1,429,926,569.98               |              | -                | -              | -                             | -                        | 1,429,926,570.00           | 1,171,943,148.00            |
| TOTAL (A+B)  | 2,904,004,577.98                           | 421,724,954.00            | -                           | 3,325,729,531.98               |              | 830,751,392.00   | 134,698,940.00 | -                             | 965,450,332.00           | 2,360,279,200.00           | 2,073,253,186.00            |





**SCHEDULE-7 CURRENT ASSETS**

| PARTICULARS  | CURRENT YEAR          | PREVIOUS YEAR         |
|--|-----------------------|-----------------------|
| <b>1. Stock:</b>   |                       |                       |
| a) Stores and Spares   | 5,156,656.70          | 4,074,750.73          |
| b) Loose Tools   | -                     | -                     |
| c) Publications  | -                     | -                     |
| <b>2. Sundry Debtors:</b>  |                       |                       |
| a) Debts Outstanding for a Period Exceeding Six Months                         | -                     | -                     |
| b) Others  | -                     | -                     |
| <b>3. Cash Balances in Hand (Including Cheques/Drafts and Imprest)</b>         |                       |                       |
| Cash in Hand   | 94,680.00             | 129,266.07            |
| <b>4. Bank Balances</b>  |                       |                       |
| <b>(to be Further Classified as Pertaining to Earmarked Fund of Otherwise)</b> |                       |                       |
| <b>a) With Scheduled Bank:</b>   |                       |                       |
| <b>-In Current &amp; Savings Accounts</b>                                      |                       |                       |
| Punjab National Bank   | 3,289,547.11          | 5,736,401.41          |
| State Bank of India  | 11,565,608.76         | 6,046,668.31          |
| Standard Urban Co Op Bank  | 3,331,337.62          | 1,179,488.44          |
| The Saraswat Co op Bank  | 14,965,944.75         | 14,243,309.10         |
| Abhyudaya Bank   | 820,458.12            | 583,141.42            |
| Axis Bank  | 668,132.62            | 1,612,567.59          |
| City Bank  | 1,581,541.59          | 303,743.82            |
| Bank Of India  | 369,350.00            | 369,350.00            |
| Bank of Maharashtra  | 172,107.50            | 216,147.80            |
| B M C Bank   | 8,091.00              | 8,091.00              |
| IDBI Bank  | 26,303,553.51         | 27,190,902.78         |
| ICICI Bank   | 202,097.09            | 199,332.09            |
| DCB Bank   | 2,995,821.45          | 3,610,956.42          |
| HDFC Bank  | 5,330,904.00          | 4,365,965.06          |
| State Bank of Hyderabad  | 828,405.00            | 828,405.00            |
| Bank of Baroda   | 4,587.00              | 4,587.00              |
| Central Bank of India  | 23,485.90             | 23,485.90             |
| <b>-In term Deposit Accounts</b>   |                       |                       |
| FDRs   | 474,809,748.00        | 286,496,835.00        |
| <b>b) With Non-Schedules Banks:</b>  |                       |                       |
| - In Current Accounts  | -                     | -                     |
| - In Term Deposit Accounts   | -                     | -                     |
| - In Savings Accounts  | -                     | -                     |
| <b>5. Post Office-Savings Accounts</b>   | -                     | -                     |
| <b>TOTAL</b>   | <b>552,522,057.72</b> | <b>357,223,394.94</b> |
| <b>ROUND OFF TOTAL (Rs.)</b>   | <b>552,522,058.00</b> | <b>357,223,395.00</b> |

**SCHEDULE-8 LOANS, ADVANCES & DEPOSITS**

| PARTICULARS  | CURRENT YEAR | PREVIOUS YEAR |
|--|--------------|---------------|
| <b>1. Advances to Employees: (Non-Interest Bearing)</b>      |              |               |
| a) Salary  | 3,563,666.00 | 2,683,531.00  |
| b) Festival  | -            | -             |
| c) LTC   | -            | -             |
| d) Medical Advance   | -            | -             |
| e) Other (P F)   | -            | -             |
| <b>2. Long Term Advances to Employees:(Interest Bearing)</b> |              |               |
| a) Vehicle Loan  | -            | -             |
| b) Home Loan   | -            | -             |
| c) Other (to be Specified)                                   | -            | -             |
|  |              |               |





|  |                       |                       |
|--|-----------------------|-----------------------|
| <b>3. Advances and Other Amounts Recoverable in Cash or in Kind or for Value to be Received:</b> |                       |                       |
| <b>a) On Capital Account</b>   |                       |                       |
| <b>b) To Suppliers</b>   |                       |                       |
| Advance to Suppliers/ Contractor   | 69,127,541.03         | 54,410,523.39         |
| Advance Against Expenses   | 3,531,201.65          | 7,080,759.36          |
| <b>c) Other Institutions and Agencies</b>  |                       |                       |
| <b>4. Prepaid Expenses</b>   |                       |                       |
| a) Insurance   | -                     | -                     |
| b) Other Expenses (Rent for Flat & Other)  | 1,889,555.00          | 5,119,414.75          |
| <b>5. Deposits</b>   |                       |                       |
| a) Telephone   | 177,773.00            | 178,273.00            |
| b) Rent  | 10,250,500.00         | 10,280,388.18         |
| c) Electricity (MSEB)  | 10,451,876.00         | 10,186,046.00         |
| d) AICTE   | 1,500,000.00          | 1,500,000.00          |
| e) MCI   | 400,000.00            | 400,000.00            |
| f) Hostel Deposit  | 500,000.00            | 500,000.00            |
| g) Gas Cylinder Deposit  | 116,400.00            | 116,400.00            |
| h) Others  |                       |                       |
| - Security Deposit With Mumbai Waste Mgmt  | 523,775.00            | -                     |
| - Deposit -BOC India Ltd.  | 10,000.00             | 10,000.00             |
| - Security Deposit (AMC)   | 10,000.00             | -                     |
| - PF Deposit   | 47,710.00             | 47,710.00             |
| - Sec Deposit With Dist. Forum   | 25,000.00             | 25,000.00             |
| - Security Deposit ( Electronica Leasing)  | 169,888.18            | -                     |
| - Security Deposit ( Z P Handed )  | 90,300.00             | 100,300.00            |
| - Deposit Paid to Companies  | 61,936.00             | 61,936.00             |
| - Security Deposit ( Tata Finance)   | 147,000.00            | 147,000.00            |
| <b>6. Income Accrued:</b>  |                       |                       |
| <b>a) On Investment from Earmarked/Endowment Funds</b>   |                       |                       |
| <b>b) On Investments-Others</b>  |                       |                       |
| Accrued Interest on FDR  | 44,239,191.00         | 25,204,199.03         |
| <b>c) On Loans and Advances</b>  |                       |                       |
| <b>7. Other Receivable</b>   |                       |                       |
| <b>a) Debit Balance in Sponsored Projects</b>  |                       |                       |
| b) Debit Balance in Fellowship & Scholarship   | -                     | -                     |
| c) Grants Recoverable  | -                     | -                     |
| <b>d) Others Receivables</b>   |                       |                       |
| Fees Receivable Students/ Patients/ Companies  | 121,110,946.94        | 112,275,814.50        |
| Exam Expenses Receivable   | 3,212,440.00          | 619,213.00            |
| RGAY Fees Receivable   | 25,947,586.00         | 1,179,600.00          |
| Department of Prosthetic & Orthotic  | 1,635,618.00          | 998,801.00            |
| TDS Receivable   | 3,824,405.00          | 2,981,412.00          |
| Income Tax Refund Receivable   | 5,720,390.00          | 3,393,475.00          |
| HDFC Credit Card   | 317,719.00            | 545,200.00            |
| Others   | 1,415,345.42          | 947,759.00            |
| <b>8. Claims Receivable</b>  |                       |                       |
| <b>TOTAL</b>   | <b>310,417,763.22</b> | <b>240,992,757.21</b> |
| <b>ROUND OFF TOTAL (Rs.)</b>   | <b>310,417,763.00</b> | <b>240,992,757.00</b> |



**SCHEDULE-9 ACADEMIC RECEIPTS**

| PARTICULARS                  | CURRENT YEAR             | PREVIOUS YEAR            |
|------------------------------|--------------------------|--------------------------|
| <b>FEES FROM STUDENTS</b>    |                          |                          |
| Academic & Examinations Fees | 1,72,26,49,904.51        | 1,47,65,91,885.46        |
| <b>TOTAL (A)</b>             | <b>1,72,26,49,904.51</b> | <b>1,47,65,91,885.46</b> |
| <b>FEES FROM PATIENTS</b>    |                          |                          |
| Medical / Clinical Fees      | 71,14,21,030.47          | 69,03,90,079.57          |
| <b>TOTAL (B)</b>             | <b>71,14,21,030.47</b>   | <b>69,03,90,079.57</b>   |
| <b>GRAND TOTAL (A+B)</b>     | <b>2,43,40,70,935.00</b> | <b>2,16,69,81,965.00</b> |

**SCHEDULE-10 GRANTS & DONATIONS** (Irrevocable Grants & Subsidies Received)

----- Not Applicable -----

**SCHEDULE-11 OTHER INCOME**

| PARTICULARS  | CURRENT YEAR          | PREVIOUS YEAR         |
|--|-----------------------|-----------------------|
| <b>A. Income from Land &amp; Building</b>                                |                       |                       |
| 1. Hostel Room Rent  | -                     | -                     |
| 2. Licence Fees  | -                     | -                     |
| 3. Hire Charges of Auditorium/Play Ground/Convention Centre, etc.        | -                     | -                     |
| 4. Electricity & Water Charges   | -                     | -                     |
| 5. Building Rent From Others   | 19,58,900.00          | 19,33,000.00          |
| 6. Rent From Doctors   | -                     | -                     |
| <b>Total</b>   | <b>19,58,900.00</b>   | <b>19,33,000.00</b>   |
| <b>B. Sale of Institute's Publications</b>                               | -                     | -                     |
| <b>C. Income from Holding Events</b>                                     |                       |                       |
| 1. Gross Receipts from Annual Function/Sports Carnival                   | -                     | -                     |
| Less: Direct Expenditure Incurred on the Annual Function/Sports Carnival | -                     | -                     |
| 2. Gross Receipts from Fetes   | -                     | -                     |
| Less: Direct Expenditure Incurred on the Fetes                           | -                     | -                     |
| 3. Gross Receipts for Educational Tours                                  | -                     | -                     |
| Less: Direct Expenditure Incurred on the Tours                           | -                     | -                     |
| 4. Others (to be Specified and Separately Disclosed)                     | -                     | -                     |
| <b>Total</b>   | -                     | -                     |
| <b>D. Interest on Term Deposits:</b>                                     |                       |                       |
| a) With Scheduled Banks  | 5,76,10,116.00        | 3,94,31,013.65        |
| b) With Non-Scheduled Banks  | -                     | -                     |
| c) Others  | -                     | -                     |
| <b>Total</b>   | <b>5,76,10,116.00</b> | <b>3,94,31,013.65</b> |
| <b>E. Interest on Savings Accounts:</b>                                  |                       |                       |
| a) With Scheduled Banks  | 29,68,846.75          | 39,45,953.00          |
| b) With Non-Scheduled Banks  | -                     | -                     |
| c) With Institutions   | -                     | -                     |
| d) Others  | -                     | -                     |
| <b>Total</b>   | <b>29,68,846.75</b>   | <b>39,45,953.00</b>   |
| <b>F. Interest on Loans:</b>   |                       |                       |
| a) Employees/Staff   | -                     | -                     |
| b) Others  | -                     | -                     |
| <b>Total</b>   | -                     | -                     |
| <b>G. Interest on Debtors and Other Receivable</b>                       | -                     | -                     |
| <b>H. Others</b>   |                       |                       |
| 1. Income from Consultancy   | -                     | -                     |
| 2. HRA Received  | -                     | -                     |
| 3. Income from Royalty   | -                     | -                     |
| 4. Conference/Seminar/Workshop Fees                                      | -                     | -                     |
| 5. Membership Fees from Constituent Colleges                             | 25,00,000.00          | 25,00,000.00          |
| 6. Misc. Receipts  | 42,71,232.54          | 28,51,975.64          |
| 7. Profit on Sale/Disposal of Assets:                                    | -                     | -                     |
| a) Owned Assets  | -                     | -                     |
| b) Assets Acquired Out of Grants, or Received Free of Cost               | -                     | -                     |
| 8. Written Back Of Credit Balances                                       | -                     | 38,22,309.00          |
| 9. Increase in Inventory   | 10,81,905.97          | -                     |
| <b>Total</b>   | <b>78,53,138.51</b>   | <b>91,74,284.64</b>   |
| <b>GRAND TOTAL (A+B+C+D+E+F+G+H)</b>                                     | <b>7,03,91,001.00</b> | <b>5,44,84,251.00</b> |





**SCHEDULE- 12 STAFF PAYMENTS & BENEFITS**


| PARTICULARS                                      | CURRENT YEAR          | PREVIOUS YEAR         |
|--|-----------------------|-----------------------|
| Employers Contribution to Provident Fund         | 25,151,148.00         | 17,517,249.00         |
| Gratuity Expenses                                | 9,372,081.00          | 3,658,451.00          |
| Overtime, Allowances and Bonus                   | 2,244,733.00          | 1,384,533.00          |
| Incentives                                       | 756,700.00            | 686,500.00            |
| Honorarium/Remuneration Expenses                 | 5,276,704.00          | 3,701,236.00          |
| Salaries and Wages                               | 631,730,779.00        | 578,596,850.00        |
| Students Stipends                                | 185,321,077.00        | 103,286,541.00        |
| Staff Quarter Rent Expenses                      | 3,638,392.00          | 4,578,672.00          |
| Staff Welfare Expenses                           | 2,386,068.00          | 3,563,158.00          |
| <b>TOTAL</b>                                     | <b>865,877,682.00</b> | <b>716,973,190.00</b> |
| Expenditures related to Research and Development | 173,175,536.32        | 143,394,638.50        |
| <b>TOTAL</b>                                     | <b>692,702,146.00</b> | <b>573,578,552.00</b> |

**SCHEDULE-13 ACADEMIC EXPENSES**

| PARTICULARS                                      | CURRENT YEAR         | PREVIOUS YEAR        |
|--|----------------------|----------------------|
| Admission Expenses                               | 312,977.00           | 125,599.00           |
| Affiliation Fees                                 | 395,000.00           | 1,324,800.00         |
| Annual Social Gathering                          | 366,793.00           | 150,024.00           |
| Building Rent                                    | 8,911,574.00         | 8,911,574.00         |
| Clinical Expenses                                | 100,734.00           | 149,346.00           |
| Convocation Expenses                             | 1,567,989.00         | 721,000.00           |
| Examination Expenses                             | 13,997,803.00        | 11,667,655.00        |
| Functions & Programmes Expenses                  | 853,276.00           | 1,199,804.00         |
| Inspection / Accreditation (NAAC) Fees           | 2,604,343.00         | 2,045,177.00         |
| Journals & Periodicals                           | 5,361,160.00         | 1,022,570.00         |
| Membership Fees                                  | 2,607,100.00         | 3,057,541.00         |
| Proposal Fees Expenses                           | 500,000.00           | 520,000.00           |
| Seminar/Workshop/ Conference                     | 2,527,679.00         | 2,298,959.37         |
| Scholarship/Freeship                             | 25,624,050.00        | 24,100,115.00        |
| Students Welfare Expenses                        | 454,039.00           | 124,144.00           |
| UG & PG Course Fees & Expenses                   | 4,675,000.00         | 3,487,500.00         |
| <b>TOTAL</b>                                     | <b>70,859,517.00</b> | <b>60,905,808.37</b> |
| Expenditures related to Research and Development | 14,171,903.40        | 12,181,161.67        |
| <b>TOTAL</b>                                     | <b>56,687,614.00</b> | <b>48,724,647.00</b> |

**SCHEDULE-14 ADMINISTRATIVE AND GENERAL EXPENSES**

| PARTICULARS                              | CURRENT YEAR   | PREVIOUS YEAR  |
|--|----------------|----------------|
| Advertisement and Publicity              | 2,948,046.00   | 2,698,221.00   |
| Charity Expenses                         | 203,025,882.50 | 232,844,878.00 |
| CIDCO Service Charges                    | 48,080.00      | 62,470.00      |
| Dialysis Expenses                        | 3,403,518.00   | 3,201,040.00   |
| Diet Charges                             | 9,159,868.00   | 7,035,437.00   |
| Electricity and Power                    | 37,297,250.00  | 53,176,118.00  |
| Hostel Rent                              | 355,740.00     | 2,130,030.00   |
| Guest House Expenses                     | 1,666.00       | 1,026.00       |
| Garden Expenses                          | 1,011,753.00   | 400,940.00     |
| Insurance Charges                        | 699,138.00     | 551,949.51     |
| LBT Expenses                             | 73,144.00      | 1,207,657.00   |
| Oxygen Cylinder Expenses                 | 8,478,591.00   | 8,044,744.00   |
| Legal & Professional Charges             | 5,685,028.00   | 3,682,288.00   |
| Library Reading Room Expense             | 97,650.00      | -              |
| Linen Expenses                           | 2,406,632.00   | 1,550,389.00   |
| Medicine Expenses                        | 159,857,661.50 | 129,801,436.50 |
| Meeting Expenses                         | 898,986.00     | 864,717.00     |
| Camp Expenses                            | 697,194.00     | 3,303,299.00   |
| Office & Misc Expenses                   | 2,629,466.50   | 2,413,676.00   |
| Photocopy Expenses                       | 519,408.00     | 417,635.00     |
| Property Tax                             | 2,572,919.00   | 10,465,125.00  |
| Printing & Stationary                    | 13,251,136.00  | 13,295,771.00  |
| Registration, Licence & Renewal Expenses | 422,123.00     | 157,672.00     |





|  |                       |                       |
|--|-----------------------|-----------------------|
| Remuneration to Auditors                         | 1,781,820.00          | 1,621,355.00          |
| Consultancy charges of Visiting Faculty          | 29,510,421.00         | 30,293,603.00         |
| Security Guard Expenses                          | 19,841,678.00         | 14,706,820.00         |
| Sports & Playground Expenses                     | 50,712.00             | 131,914.00            |
| Surgical Expenses                                | 14,767,447.00         | 11,588,317.00         |
| Stores & Consumable Expenses                     | 2,427,682.00          | 1,443,165.00          |
| Postage, Telephone and Internet Charges          | 3,173,398.55          | 3,445,784.00          |
| Travelling and Conveyance Expenses               | 4,721,462.50          | 5,476,425.22          |
| Washing & Cleaning Expenses                      | 89,138,477.00         | 74,122,474.00         |
| Ward Expenses                                    | 4,708,040.00          | 3,809,802.00          |
| Water Charges                                    | 4,739,478.00          | 13,935,116.00         |
| Laboratory & Department Expenses                 | 56,032,245.00         | 52,555,345.00         |
| Decrease in Inventory                            | -                     | 514,194.49            |
| <b>TOTAL</b>                                     | <b>686,433,741.55</b> | <b>690,950,833.72</b> |
| Expenditures related to Research and Development | 137,286,748.31        | 138,190,166.74        |
| <b>TOTAL</b>                                     | <b>549,146,993.00</b> | <b>552,760,667.00</b> |

#### SCHEDULE-15 TRANSPORTATION EXPENSES

| PARTICULARS                                      | CURRENT YEAR        | PREVIOUS YEAR       |
|--|---------------------|---------------------|
| 1. Vehicles (Owned by Educational Institution)   |                     |                     |
| a) Running Expenses (Petrol/ Diesel /Toll Tax)   | 2,434,669.00        | 2,396,968.00        |
| b) Repairs & Maintenance                         | 1,104,509.00        | 185,324.00          |
| c) Vehicle Taxes, Insurance & Expenses           | 4,565,604.91        | 3,298,960.00        |
| 2. Vehicles Taken on Rent/ Lease                 |                     |                     |
| a) Rent/Lease Expenses                           | 51,500.00           | 264,485.00          |
| <b>TOTAL</b>                                     | <b>8,156,282.91</b> | <b>6,145,737.00</b> |
| Expenditures related to Research and Development | 1,631,256.58        | 1,229,147.40        |
| <b>TOTAL</b>                                     | <b>6,525,026.00</b> | <b>4,916,590.00</b> |

#### SCHEDULE-16 REPAIRS & MAINTENANCE

| PARTICULARS                                      | CURRENT YEAR         | PREVIOUS YEAR        |
|--|----------------------|----------------------|
| Building & Infrastructure                        | 19,468,844.00        | 23,635,442.00        |
| Campus   | 3,186,090.00         | -                    |
| Computers & Software                             | 2,815,226.00         | 2,196,261.00         |
| Electricals                                      | 4,418,255.00         | 4,891,115.00         |
| Equipment & Instruments                          | 16,368,752.00        | 16,452,625.48        |
| Furniture & Fixture                              | 3,612,400.00         | 3,503,329.00         |
| Others   | 1,185,976.00         | 797,696.00           |
| <b>TOTAL</b>                                     | <b>51,055,543.00</b> | <b>51,476,468.48</b> |
| Expenditures related to Research and Development | 10,211,108.60        | 10,295,293.70        |
| <b>TOTAL</b>                                     | <b>40,844,434.00</b> | <b>41,181,175.00</b> |

#### SCHEDULE-17 FINANCE COSTS

| PARTICULARS                                      | CURRENT YEAR         | PREVIOUS YEAR        |
|--|----------------------|----------------------|
| a) Interest on Fixed Loans                       | 31,973,643.46        | 30,366,389.70        |
| b) Bank Charges                                  | 763,618.40           | 576,230.72           |
| <b>TOTAL</b>                                     | <b>32,737,261.86</b> | <b>30,942,620.42</b> |
| Expenditures related to Research and Development | 6,547,452.37         | 6,188,524.08         |
| <b>TOTAL</b>                                     | <b>26,189,809.00</b> | <b>24,754,096.00</b> |

PLACE : AURANGABAD  
DATE : 17/09/2016

BHIMA PATIL  
ACCOUNTANT

(DR. Z G BADADE)  
REGISTRAR

(DR. S N KADAM)  
VICE CHANCELLOR

FOR ASHOK PATIL & ASSOCIATES,  
CHARTERED ACCOUNTANTS,  
FIRM REG. NO. 122045W



(SAURABH P AGRAWAL)  
PARTNER  
M. NO. 131312

# **MGM INSTITUTE OF HEALTH SCIENCES**

( A Deemed University Established under Section 3 of UGC Act, 1956 )

KAMOTHE, NAVI MUMBAI.

CONSOLIDATED STATEMENTS OF ACCOUNT

OF

MGM INSTITUTE OF HEALTH SCIENCES , NAVI MUMBAI.

AND

MGM'S MEDICAL COLLEGE & HOSPITALS, NAVI MUMBAI.

AND

MGM'S MEDICAL COLLEGE & HOSPITALS, AURANGABAD.

FOR

FINANCIAL YEAR : 2016-17

**MGM INSTITUTE OF HEALTH SCIENCES,**  
( A Deemed University Established under Section 3 of UGC Act, 1956 )  
**MGM CAMPUS, KAMOTHE, NAVI MUMBAI.**

**BALANCE SHEET AS AT 31<sup>ST</sup> MARCH, 2017**

(Amount in Rs.)

| SOURCES OF FUNDS                      | Sch. | Current Year             | Previous Year            |
|---------------------------------------|------|--------------------------|--------------------------|
| <b>UNRESTRICTED FUNDS</b>             |      |                          |                          |
| Corpus                                | 1    | 18,51,00,000.00          | 15,01,00,000.00          |
| General Fund                          | 2    | (27,41,42,333.00)        | (38,05,84,685.00)        |
| Designated/Earmarked Funds            | 3    | 2,66,39,99,880.00        | 1,95,85,58,118.00        |
| <b>RESTRICTED FUNDS</b>               |      | -                        | -                        |
| <b>LOANS/BORROWINGS</b>               |      |                          |                          |
| Secured                               | 4A   | 10,93,87,239.00          | 16,22,78,099.00          |
| Unsecured                             | 4B   | -                        | -                        |
|                                       | 5    | 1,02,37,65,705.00        | 1,33,28,67,489.00        |
| <b>TOTAL (Rs.)</b>                    |      | <b>3,70,81,10,491.00</b> | <b>3,22,32,19,021.00</b> |
| <b>APPLICATION OF FUNDS</b>           |      |                          |                          |
| <b>FIXED ASSETS</b>                   | 6    |                          |                          |
| Tangible Assets                       |      | 91,37,15,127.00          | 93,03,52,630.00          |
| Intangible Assets                     |      | -                        | -                        |
| Capital Work-In-Progress              |      | 1,58,35,81,873.00        | 1,42,99,26,570.00        |
| <b>INVESTMENTS</b>                    |      |                          |                          |
| Long Term                             |      | -                        | -                        |
| Short Term                            |      | -                        | -                        |
| <b>CURRENT ASSETS</b>                 | 7    | 84,31,64,084.00          | 55,25,22,058.00          |
| <b>LOANS, ADVANCES &amp; DEPOSITS</b> | 8    | 36,76,49,407.00          | 31,04,17,763.00          |
| <b>TOTAL (Rs.)</b>                    |      | <b>3,70,81,10,491.00</b> | <b>3,22,32,19,021.00</b> |

This is the Consolidated Balance sheet prepared from audited standalone Balance sheet of MGM Institute of Health Sciences , Navi Mumbai, MGM's Medical College and Hospitals, Kamothe, Navi Mumbai and MGM's Medical College and Hospitals, Aurangabad.

PLACE : AURANGABAD

DATE : 21/09/2017

(BHIMA PATIL)  
ACCOUNTANT

(DR. P G RAMESH)  
FINANCE OFFICE

(DR. S N KADAM)  
VICE CHANCELLOR

FOR ASHOK PATIL & ASSOCIATES,  
CHARTERED ACCOUNTANTS,  
FIRM REG. No. 122045W



(SAURABH P AGRAWAL)  
PARTNER  
M. NO. 131312



**MGM INSTITUTE OF HEALTH SCIENCES,**  
( A Deemed University Established under Section 3 of UGC Act, 1956 )  
**MGM CAMPUS, KAMOTHE, NAVI MUMBAI.**

**INCOME AND EXPENDITURE ACCOUNT FOR THE YEAR ENDED 31<sup>ST</sup> MARCH, 2017**

(Amount in Rs.)

| Particulars   | Sch. | Current Year       |                 |                          |                 | Previous Year            |
|---|------|--------------------|-----------------|--------------------------|-----------------|--------------------------|
|   |      | Unrestricted Funds |                 |                          | Total           | Total                    |
|   |      | Corpus             | Designated Fund | General Fund             | Restricted Fund |                          |
| <b>INCOME</b>   |      |                    |                 |                          |                 |                          |
| Academic Receipts   | 9    |                    |                 | 2,76,55,01,257.00        |                 | 2,76,55,01,257.00        |
| Grants & Donations  | 10   |                    |                 | -                        |                 | -                        |
| Income from investments   |      |                    |                 | -                        |                 | -                        |
| Other Incomes   | 11   |                    |                 | 8,30,07,111.00           |                 | 8,30,07,111.00           |
|   |      |                    |                 |                          |                 | -                        |
| <b>TOTAL (A)</b>  |      | -                  | -               | <b>2,84,85,08,368.00</b> |                 | <b>2,84,85,08,368.00</b> |
| <b>EXPENDITURE</b>  |      |                    |                 |                          |                 |                          |
| Staff Payments & Benefits                                       | 12   |                    |                 | 76,88,06,573.00          |                 | 76,88,06,573.00          |
| Academic Expenses   | 13   |                    |                 | 5,88,50,128.00           |                 | 5,88,50,128.00           |
| Admin & General Expenses  | 14   |                    |                 | 59,72,77,190.00          |                 | 59,72,77,190.00          |
| Transportation Expenses   | 15   |                    |                 | 65,80,074.00             |                 | 65,80,074.00             |
| Repairs & Maintenance   | 16   |                    |                 | 4,71,58,854.00           |                 | 4,71,58,854.00           |
| Finance Costs   | 17   |                    |                 | 1,54,90,273.00           |                 | 1,54,90,273.00           |
| Research and Development  |      | -                  |                 | 37,35,40,773.00          |                 | 37,35,40,773.00          |
| Depreciation  | 6    |                    |                 | 13,43,62,151.00          |                 | 13,43,62,151.00          |
| <b>TOTAL (B)</b>  |      | -                  | -               | <b>2,00,20,66,016.00</b> |                 | <b>2,00,20,66,016.00</b> |
| <b>Balance Being Excess of Income over Expenditure (A-B)</b>    |      |                    |                 | 84,64,42,352.00          |                 | 84,64,42,352.00          |
| Transfer to/from Designated Fund                                |      |                    |                 |                          |                 |                          |
| - Building / Development Fund                                   |      |                    |                 | 70,50,00,000.00          |                 | 70,50,00,000.00          |
| - Corpus Fund   |      |                    |                 | 3,50,00,000.00           |                 | 3,50,00,000.00           |
| <b>Balance Being Surplus/ (Deficit) Carried to General Fund</b> |      | -                  | -               | <b>10,64,42,352.00</b>   |                 | <b>10,64,42,352.00</b>   |

This is the Consolidated Income and Expenditure account prepared from standalone audited income and expenditure account of MGM Institute of Health Sciences , Navi Mumbai, MGM's Medical College and Hospitals, Kamotthe, Navi Mumbai and MGM's Medical College and Hospitals, Aurangabad. Research expenditure incurred has been shown in respective heads in accounts, hence in order to consolidate it; the same is apportioned from these heads and shown under the head Research and Development .

PLACE : AURANGABAD

DATE : 21/09/2017



(BHIMA PATIL)  
ACCOUNTANT



(DR. P G RAMESH)  
FINANCE OFFICE



(DR. S N KADAM)  
VICE CHANCELLOR

FOR ASHOK PATIL & ASSOCIATES,  
CHARTERED ACCOUNTANTS,

FIRM REG. No. 122045W



  
(SAURABH P AGRAWAL)  
PARTNER

M. NO. 131312

# **SCHEDULES FORMING PART OF BALANCE SHEET AS AT 31ST MARCH, 2017**

## **SCHEDULE-1 CORPUS**

| PARTICULARS   | CURRENT YEAR           | PREVIOUS YEAR          |
|---|------------------------|------------------------|
| Balance As At The Beginning Of The Year                       | 15,01,00,000.00        | 11,51,00,000.00        |
| Add: Contributions Towards Corpus                             | 3,50,00,000.00         | 3,50,00,000.00         |
| Less: Asset Written Off During the Year Created Out of Corpus | -                      | -                      |
| <b>BALANCE AT THE YEAR-END</b>                                | <b>18,51,00,000.00</b> | <b>15,01,00,000.00</b> |

## **SCHEDULE-2 GENERAL FUND**

| PARTICULARS  | CURRENT YEAR             | PREVIOUS YEAR            |
|--|--------------------------|--------------------------|
| Balance As At The Beginning Of The Year  | (38,05,84,685.00)        | (41,52,27,654.00)        |
| Add: Contributions Towards General Fund  | -                        | -                        |
| Add: Balance of Net Income Transferred From the Income and Expenditure Account | 10,64,42,352.00          | 3,46,42,969.00           |
| <b>BALANCE AT THE YEAR-END</b>   | <b>(27,41,42,333.00)</b> | <b>(38,05,84,685.00)</b> |
| <b>ROUND OFF (Rs.)</b>   | <b>(27,41,42,333.00)</b> | <b>(38,05,84,685.00)</b> |

## **SCHEDULE-3 DESIGNATED/EARMARKED FUNDS**

| PARTICULARS   | CURRENT YEAR             | PREVIOUS YEAR            |
|---|--------------------------|--------------------------|
| <b>a) Opening Balance of the Funds</b>                        | 1,95,85,58,118.34        | 1,37,59,77,003.34        |
| <b>b) Additions to the Funds:</b>                             | -                        | -                        |
| i. Donation/Grants  | -                        | -                        |
| ii. Income from Investments Made of the Funds                 | -                        | -                        |
| iii. Accrued Interest on Investments of the Funds             | -                        | -                        |
| iv. Building / Development Fund                               | 70,50,00,000.00          | 58,50,00,000.00          |
| v. Other Additions (Students Aid Fund)                        | -                        | -                        |
| vi. Indigent Patients Fund (IPF) :                            | 4,41,761.64              | (24,18,885.00)           |
| <b>Total</b>  | <b>70,54,41,761.64</b>   | <b>58,25,81,115.00</b>   |
| <b>c) Utilisation/Expenditure Towards Objectives of Funds</b> |                          |                          |
| i. Capital Expenditure  |                          |                          |
| - Fixed Assets  | -                        | -                        |
| - Others  | -                        | -                        |
| <b>Total</b>  | -                        | -                        |
| ii. Revenue Expenditure                                       |                          |                          |
| - Salaries, Wages and Allowances etc.                         | -                        | -                        |
| - Rent  | -                        | -                        |
| - Other Administrative Expenses                               | -                        | -                        |
| <b>Total</b>  | -                        | -                        |
| <b>Total (c)</b>  | -                        | -                        |
| <b>NET BALANCE AS AT THE YEAR-END (a+b-c)</b>                 | <b>2,66,39,99,879.98</b> | <b>1,95,85,58,118.34</b> |
| <b>ROUND OFF (Rs.)</b>  | <b>2,66,39,99,880.00</b> | <b>1,95,85,58,118.00</b> |

## **SCHEDULE-4 LOANS/BORROWINGS**

### **4A -SECURED LOANS**

| PARTICULARS                               | CURRENT YEAR           | PREVIOUS YEAR          |
|---|------------------------|------------------------|
| <b>1. Central Government</b>              |                        |                        |
| <b>2. State Government (Specify)</b>      |                        |                        |
| <b>3. Financial Institutions</b>          |                        |                        |
| a) Term Loans                             | -                      | -                      |
| b) Interest Accrued and Due               | -                      | -                      |
| <b>4. Banks:</b>                          |                        |                        |
| a) Term Loans                             | 10,93,87,238.67        | 16,22,78,099.24        |
| b) Other Loans (specify)                  |                        |                        |
| <b>5. Other Institutions and Agencies</b> | -                      | -                      |
| <b>6. Debentures and Bonds</b>            | -                      | -                      |
| <b>7. Others (Specify)</b>                | -                      | -                      |
| <b>Total</b>                              | <b>10,93,87,238.67</b> | <b>16,22,78,099.24</b> |
| <b>ROUND OFF (Rs.)</b>                    | <b>10,93,87,239.00</b> | <b>16,22,78,099.00</b> |





**4B -UNSECURED LOANS**

----- Not Applicable -----

**SCHEDULE-5 CURRENT LIABILITIES & PROVISIONS**

| PARTICULARS   | CURRENT YEAR             | PREVIOUS YEAR            |
|---|--------------------------|--------------------------|
| <b>A. CURRENT LIABILITIES</b>                                 |                          |                          |
| <b>1. Deposits from Staff</b>                                 |                          |                          |
| Staff Deposits  | 3,33,91,211.50           | 3,04,52,653.50           |
| <b>2. Deposits from Students/ Contractors &amp; Others</b>    |                          |                          |
| Hostel Deposit  | 13,38,000.00             | 12,88,000.00             |
| Laboratory Deposit  | 15,25,000.00             | 23,32,400.00             |
| Library Deposit   | 5,12,185.00              | 4,16,185.00              |
| Caution Money Deposit   | 3,93,47,625.00           | 3,78,62,625.00           |
| Other Deposit   | 1,68,89,915.00           | 1,35,61,392.00           |
| <b>3. Sundry Creditors</b>                                    |                          |                          |
| <b>a) For Goods &amp; Services</b>                            |                          |                          |
| Creditors for Purchases                                       | 14,99,97,077.49          | 14,24,22,740.98          |
| Creditors for Assets  | 4,76,58,156.22           | 4,38,75,794.22           |
| Creditors for Expenses  | 7,17,06,696.50           | 11,43,85,512.00          |
| <b>b) Others (Specify)</b>                                    |                          |                          |
| <b>4. Advances Received</b>                                   |                          |                          |
| Advance Fees from Students/ Patients                          | 3,69,39,261.80           | 4,24,72,415.80           |
| Advance Against Expenses                                      | -                        | -                        |
| <b>5. Interest accrued But not Due on:</b>                    |                          |                          |
| a) Secured Loans/Borrowings                                   | -                        | -                        |
| b) Unsecured Loans/Borrowings                                 | -                        | -                        |
| <b>6. Statutory Liabilities (GPF,TDS,WC TAX,CPF,GIS,NPS):</b> |                          |                          |
| <b>a) Overdue</b>   | -                        | -                        |
| <b>b) Others</b>  |                          |                          |
| Professional Tax Payable                                      | 3,50,550.00              | 3,53,775.00              |
| Provident Fund Payable  | 17,89,898.00             | 20,07,668.00             |
| TDS/ WCT TDS Payable  | 15,24,518.00             | 28,67,281.00             |
| <b>7. Other Current Liabilities</b>                           |                          |                          |
| Payable to staff  | 4,35,41,615.00           | 4,56,91,265.00           |
| Payable to students   | 1,69,15,736.00           | 3,18,10,536.00           |
| Payable to Patients   | 3,46,424.00              | 5,30,560.00              |
| Payable Others  | 55,31,41,633.25          | 81,14,55,561.20          |
| <b>TOTAL (A)</b>  | <b>1,01,69,15,502.76</b> | <b>1,32,37,86,364.70</b> |
| <b>B. PROVISIONS</b>  |                          |                          |
| 1. For Taxation   | -                        | -                        |
| 2. Gratuity   | 68,50,202.00             | 90,81,124.00             |
| 3. Superannuation/Pension                                     | -                        | -                        |
| 4. Accumulated Leave Encashment                               | -                        | -                        |
| 5. Expenses Payable   | -                        | -                        |
| 6. Trade Warranties/Claims                                    | -                        | -                        |
| <b>TOTAL (B)</b>  | <b>68,50,202.00</b>      | <b>90,81,124.00</b>      |
| <b>TOTAL (A+B)</b>  | <b>1,02,37,65,704.76</b> | <b>1,33,28,67,488.70</b> |
| <b>ROUND OFF (Rs.)</b>  | <b>1,02,37,65,705.00</b> | <b>1,33,28,67,489.00</b> |





**SCHEDULE-6 FIXED ASSETS**

| DESCRIPTION  | GROSS BLOCK                                |                           |                            |                                |              | DEPRECIATION     |                 |                               |                          | NET BLOCK                  |                             |
|--|--|---------------------------|----------------------------|--------------------------------|--------------|------------------|-----------------|-------------------------------|--------------------------|----------------------------|-----------------------------|
|  | Cost/Valuation As At Beginning of The Year | Additions During the Year | Deductions During the Year | Cost/Valuation at the Year End | Rate of Dep. | Up to 01/04/2016 | For the Year    | On Deductions During the Year | Total up to the Year End | As at the Current Year End | As at the Previous Year End |
| I. Land:   |  |                           |                            |                                |              |                  |                 |                               |                          |                            |                             |
| a) Freehold  | -  | -                         | -                          | -                              | 0%           | -                | -               | -                             | -                        | -                          | -                           |
| b) Leasehold   | 85,27,472.67                               | -                         | -                          | 85,27,472.67                   | 0%           | -                | -               | -                             | -                        | 85,27,472.67               | 85,27,472.67                |
| II. Building:  |  |                           |                            |                                |              |                  |                 |                               |                          |                            |                             |
| a) On Freehold Land  | 11,16,027.12                               | -                         | -                          | 11,16,027.12                   | 10%          | 10,52,078.12     | 6,395.00        | -                             | 10,58,473.12             | 57,554.00                  | 63,949.00                   |
| b) On Leasehold Land   | 78,88,10,500.37                            | -                         | -                          | 78,88,10,500.37                | 10%          | 37,61,45,048.58  | 4,06,41,834.00  | -                             | 41,67,86,882.58          | 37,20,23,617.79            | 41,26,65,451.79             |
| c) Ownership Flats/ Premise  | 54,635.05                                  | -                         | -                          | 54,635.05                      | 0%           | 50,277.05        | -               | -                             | 50,277.05                | 4,358.00                   | 4,358.00                    |
| d) Superstructures on Land not Belonging to Educational institutions | -  | -                         | -                          | -                              | -            | -                | -               | -                             | -                        | -                          | -                           |
| III. Plants, Machinery & Equipments (Office / Lab Equipments )       | 79,42,90,545.93                            | 9,26,74,291.00            | 5,00,000.00                | 88,64,64,836.93                | 15%          | 40,68,44,005.81  | 7,14,89,291.17  | 4,62,875.00                   | 47,78,70,421.98          | 40,85,94,414.95            | 38,74,46,540.12             |
| IV. Vehicles   | 1,66,45,056.04                             | 4,46,714.00               | -                          | 1,70,91,770.04                 | 15%          | 1,09,62,961.04   | 9,06,176.17     | -                             | 1,18,69,137.21           | 52,22,632.83               | 56,82,095.00                |
| V. Furnitures/Fixtures/ Dead Stocks                                  | 14,28,86,970.49                            | 87,93,912.00              | -                          | 15,16,80,882.49                | 10%          | 6,52,61,612.71   | 85,56,680.00    | -                             | 7,38,18,292.71           | 7,78,62,589.78             | 7,76,25,357.78              |
| VI. Computer/Peripherals   | 3,63,85,535.00                             | 42,05,784.00              | -                          | 4,05,91,319.00                 | 60%          | 3,34,80,031.80   | 42,66,772.00    | -                             | 3,77,46,803.80           | 28,44,515.20               | 29,05,503.20                |
| VII. Electric Installations  | 94,63,067.25                               | 19,22,560.00              | -                          | 1,13,85,627.25                 | 15%          | 55,58,686.25     | 8,74,041.00     | -                             | 64,32,727.25             | 49,52,900.00               | 39,04,381.00                |
| VIII. Library books  | 4,09,31,958.50                             | 26,44,246.00              | -                          | 4,35,76,204.50                 | 60%          | 3,92,26,697.04   | 26,09,704.00    | -                             | 4,18,36,401.04           | 17,39,803.46               | 17,05,261.46                |
| IX. Lab Infrastructure   | 44,04,010.00                               | -                         | -                          | 44,04,010.00                   | 10%          | 9,85,788.00      | 3,41,822.00     | -                             | 13,27,610.00             | 30,76,400.00               | 34,18,222.00                |
| X. Air Conditioners  | 3,09,26,423.00                             | 1,66,155.00               | -                          | 3,25,87,975.00                 | 15%          | 1,48,68,152.00   | 26,57,973.00    | -                             | 1,75,26,125.00           | 1,50,61,850.00             | 1,60,58,271.00              |
| XI. Solar Water Heater   | 22,61,107.00                               | -                         | -                          | 22,61,107.00                   | 0%           | -                | -               | -                             | -                        | 22,61,107.00               | 22,61,107.00                |
| XII. Generator DG Set  | 1,28,14,129.00                             | -                         | -                          | 1,28,14,129.00                 | 15%          | 65,71,644.85     | 9,23,228.17     | -                             | 74,94,873.02             | 53,19,255.98               | 62,42,484.15                |
| XIII. Sewage Treatment Plant   | 18,71,594.00                               | -                         | -                          | 18,71,594.00                   | 15%          | 14,66,469.00     | 60,769.00       | -                             | 15,27,238.00             | 3,44,356.00                | 4,05,125.00                 |
| IX. Central Gas System   | 44,13,931.00                               | 54,12,713.00              | -                          | 98,26,644.00                   | 15%          | 29,76,880.00     | 10,27,465.00    | -                             | 40,04,345.00             | 58,22,299.00               | 14,37,051.00                |
| A. Total of CURRENT YEAR   | 1,89,58,02,962.00                          | 11,77,61,772.00           | 5,00,000.00                | 2,01,30,64,734.00              |              | 96,54,50,332.00  | 13,43,62,151.00 | 4,62,875.00                   | 1,09,93,49,608.00        | 91,37,15,127.00            | 93,03,52,630.00             |
| XI. Capital Work-in -progress Transfer to Assets                     | 1,42,99,26,569.98                          | 15,36,55,302.80           |                            | 1,58,35,81,872.78              | -            | -                | -               |                               | -                        | 1,58,35,81,872.78          | 1,42,99,26,569.98           |
| B. NET WORK-IN-PROGRESS  | 1,42,99,26,569.98                          | 15,36,55,302.80           | -                          | 1,58,35,81,872.78              |              | -                | -               | -                             | -                        | 1,58,35,81,873.00          | 1,42,99,26,570.00           |
| TOTAL (A+B)  | 3,32,57,29,531.98                          | 27,14,17,074.80           | 5,00,000.00                | 3,59,66,46,606.78              |              | 96,54,50,332.00  | 13,43,62,151.00 | 4,62,875.00                   | 1,09,93,49,608.00        | 2,49,72,97,000.00          | 2,36,02,79,200.00           |



**SCHEDULE-7 CURRENT ASSETS**

| PARTICULARS   | CURRENT YEAR           | PREVIOUS YEAR          |
|---|------------------------|------------------------|
| <b>1. Stock:</b>  |                        |                        |
| a) Stores and Spares  | 60,17,207.02           | 51,56,656.70           |
| b) Loose Tools  | -                      | -                      |
| c) Publications   | -                      | -                      |
| <b>2. Sundry Debtors:</b>   |                        |                        |
| a) Debts Outstanding for a Period Exceeding Six Months  | -                      | -                      |
| b) Others   | -                      | -                      |
| <b>3. Cash Balances in Hand (Including Cheques/Drafts and Imprest)</b>                                    |                        |                        |
| Cash in Hand  | 84,267.00              | 94,680.00              |
| <b>4. Bank Balances</b><br><b>(to be Further Classified as Pertaining to Earmarked Fund of Otherwise)</b> |                        |                        |
| <b>a) With Scheduled Bank:</b>  |                        |                        |
| <b>-In Current / Savings Accounts</b>   |                        |                        |
| Punjab National Bank  | 83,41,469.10           | 32,89,547.11           |
| State Bank of India   | 18,64,129.77           | 1,15,65,608.76         |
| Standard Urban Co Op Bank   | 72,45,563.50           | 33,31,337.62           |
| The Saraswat Co op Bank   | 1,95,73,641.14         | 1,49,65,944.75         |
| Abhyudaya Bank  | 5,10,109.12            | 8,20,458.12            |
| Axis Bank   | 8,34,726.49            | 6,68,132.62            |
| Citi Bank   | 3,02,818.83            | 15,81,541.59           |
| Bank Of India   | 3,69,350.00            | 3,76,667.00            |
| Bank of Maharashtra   | 21,470.50              | 1,64,790.50            |
| B M C Bank  | 8,091.00               | 8,091.00               |
| IDBI Bank   | 7,43,61,980.31         | 2,63,03,553.51         |
| ICICI Bank  | 2,10,326.09            | 2,02,097.09            |
| DCB Bank  | 59,45,728.45           | 29,95,821.45           |
| HDFC Bank   | 39,15,503.00           | 53,30,904.00           |
| State Bank of Hyderabad   | 8,28,405.00            | 8,28,405.00            |
| Bank of Baroda  | -                      | 4,587.00               |
| Central Bank of India   | -                      | 23,485.90              |
| <b>-In term Deposit Accounts</b>  |                        |                        |
| FDRs  | 71,27,29,297.80        | 47,48,09,748.00        |
| <b>b) With Non-Schedules Banks:</b>   |                        |                        |
| - In Current Accounts   | -                      | -                      |
| - In Term Deposit Accounts  | -                      | -                      |
| - In Savings Accounts   | -                      | -                      |
| <b>5. Post Office-Savings Accounts</b>  | -                      | -                      |
| <b>TOTAL</b>  | <b>84,31,64,084.12</b> | <b>55,25,22,057.72</b> |
| <b>ROUND OFF TOTAL (Rs.)</b>  | <b>84,31,64,084.00</b> | <b>55,25,22,058.00</b> |

**SCHEDULE-8 LOANS, ADVANCES & DEPOSITS**

| PARTICULARS  | CURRENT YEAR | PREVIOUS YEAR |
|--|--------------|---------------|
| <b>1. Advances to Employees: (Non-Interest Bearing)</b>      |              |               |
| a) Salary  | 47,38,309.00 | 35,63,667.00  |
| b) Festival  | -            | -             |
| c) LTC   | -            | -             |
| d) Medical Advance   | -            | -             |
| e) Other (P F)   | -            | -             |
| <b>2. Long Term Advances to Employees:(Interest Bearing)</b> |              |               |
| a) Vehicle Loan  | -            | -             |
| b) Home Loan   | -            | -             |
| c) Other (to be Specified)                                   | -            | -             |





|  |                        |                        |
|--|------------------------|------------------------|
| <b>3. Advances and Other Amounts Recoverable in Cash or in Kind or for Value to be Received:</b> |                        |                        |
| <b>a) On Capital Account</b>   |                        |                        |
| <b>b) To Suppliers</b>   |                        |                        |
| Advance to Suppliers/ Contractor   | 4,77,23,525.03         | 6,91,27,541.03         |
| Advance Against Expenses   | 32,54,860.30           | 35,31,201.65           |
| <b>c) Other Institutions and Agencies</b>  |                        |                        |
| <b>4. Prepaid Expenses</b>   |                        |                        |
| a) Insurance   | -                      | -                      |
| b) Other Expenses (Rent for Flat & Other)  | 31,90,845.00           | 18,89,555.00           |
| <b>5. Deposits</b>   |                        |                        |
| a) Telephone   | 2,02,773.00            | 1,77,773.00            |
| b) Rent  | 1,02,26,500.00         | 1,02,50,500.00         |
| c) Electricity (MSEB)  | 1,19,76,526.00         | 1,04,51,876.00         |
| d) AICTE   | 4,00,000.00            | 15,00,000.00           |
| e) MCI   | 5,00,000.00            | 4,00,000.00            |
| f) Hostel Deposit  | 1,650.00               | 5,00,000.00            |
| g) Gas/ Oxygen Cylinder Deposit  | 2,64,750.00            | 1,16,400.00            |
| h) Others  |                        |                        |
| - Security Deposit With Mumbai Waste Mgmt  | 5,23,775.00            | 5,23,775.00            |
| - Deposit -BOC India Ltd.  | 10,000.00              | 10,000.00              |
| - Security Deposit (AMC)   | 10,000.00              | 10,000.00              |
| - PF Deposit   | 47,710.00              | 47,710.00              |
| - Sec Deposit With Dist. Forum   | 25,000.00              | 25,000.00              |
| - Security Deposit ( Electronica Leasing)  | 1,69,888.18            | 1,69,888.18            |
| - Security Deposit ( Z P Nanded )  | 90,300.00              | 90,300.00              |
| - Deposit Paid to Companies  | 61,936.00              | 61,936.00              |
| - Deposit with BPCL  | 29,162.00              | -                      |
| - Security Deposit ( Tata Finance)   | 1,47,000.00            | 1,47,000.00            |
| <b>6. Income Accrued:</b>  |                        |                        |
| <b>a) On Investment from Earmarked/Endowment Funds</b>   |                        |                        |
| <b>b) On Investments-Others</b>  |                        |                        |
| Accrued Interest on FDR  | 7,06,33,435.00         | 4,42,39,191.00         |
| <b>c) On Loans and Advances</b>  |                        |                        |
| <b>7. Other Receivable</b>   |                        |                        |
| <b>a) Debit Balance in Sponsored Projects</b>  |                        |                        |
| <b>b) Debit Balance in Fellowship &amp; Scholarship</b>  |                        |                        |
| <b>c) Grants Recoverable</b>   |                        |                        |
| <b>d) Others Receivables</b>   |                        |                        |
| Fees Receivable Students/ Patients/ Companies  | 15,55,18,249.58        | 12,11,10,946.94        |
| Exam Expenses Receivable   | 19,49,984.00           | 32,12,440.00           |
| RGAY Fees Receivable   | 3,11,71,815.00         | 2,59,47,586.00         |
| Department of Prosthetic & Orthotic  | 24,01,840.00           | 16,35,618.00           |
| TDS Receivable   | 40,71,188.00           | 38,24,405.00           |
| Income Tax Refund Receivable   | 95,44,795.00           | 57,20,390.00           |
| HDFC Credit Card   | 7,35,541.00            | 3,17,718.00            |
| Uni. Exam Fees   | 70,46,890.00           | -                      |
| Others   | 5,96,169.00            | 14,15,345.42           |
| <b>8. Claims Receivable</b>  |                        |                        |
| <b>TOTAL</b>   | <b>36,76,49,407.09</b> | <b>31,04,17,763.22</b> |
| <b>ROUND OFF TOTAL (Rs.)</b>   | <b>36,76,49,407.00</b> | <b>31,04,17,763.00</b> |





**SCHEDULE-9 ACADEMIC RECEIPTS**

| PARTICULARS                  | CURRENT YEAR             | PREVIOUS YEAR            |
|------------------------------|--------------------------|--------------------------|
| <b>FEES FROM STUDENTS</b>    |                          |                          |
| Academic & Examinations Fees | 1,99,98,85,413.38        | 1,72,26,49,904.51        |
| <b>TOTAL (A)</b>             | <b>1,99,98,85,413.38</b> | <b>1,72,26,49,904.51</b> |
| <b>FEES FROM PATIENTS</b>    |                          |                          |
| Medical / Clinical Fees      | 76,56,15,844.08          | 71,14,21,030.47          |
| <b>TOTAL (B)</b>             | <b>76,56,15,844.08</b>   | <b>71,14,21,030.47</b>   |
| <b>GRAND TOTAL (A+B)</b>     | <b>2,76,55,01,257.00</b> | <b>2,43,40,70,935.00</b> |

**SCHEDULE-10 GRANTS & DONATIONS** (Irrevocable Grants & Subsidies Received)

----- Not Applicable -----

**SCHEDULE-11 OTHER INCOME**

| PARTICULARS  | CURRENT YEAR          | PREVIOUS YEAR         |
|--|-----------------------|-----------------------|
| <b>A. Income from Land &amp; Building</b>                                |                       |                       |
| 1. Hostel Room Rent  | -                     | -                     |
| 2. Licence Fees  | -                     | -                     |
| 3. Hire Charges of Auditorium/Play Ground/Convention Centre, etc.        | -                     | -                     |
| 4. Electricity & Water Charges   | -                     | -                     |
| 5. Building Rent From Others   | 19,95,586.00          | 19,58,900.00          |
| 6. Rent From Doctors/ Staff  | -                     | -                     |
| <b>Total</b>   | <b>19,95,586.00</b>   | <b>19,58,900.00</b>   |
| <b>B. Sale of Institute's Publications</b>                               | -                     | -                     |
| <b>C. Income from Holding Events</b>                                     |                       |                       |
| 1. Gross Receipts from Annual Function/Sports Carnival                   | -                     | -                     |
| Less: Direct Expenditure Incurred on the Annual Function/Sports Carnival | -                     | -                     |
| 2. Gross Receipts from Fetes   | -                     | -                     |
| Less: Direct Expenditure Incurred on the Fetes                           | -                     | -                     |
| 3. Gross Receipts for Educational Tours                                  | -                     | -                     |
| Less: Direct Expenditure Incurred on the Tours                           | -                     | -                     |
| 4. Others (to be Specified and Separately Disclosed)                     | -                     | -                     |
| <b>Total</b>   | -                     | -                     |
| <b>D. Interest on Term Deposits:</b>                                     |                       |                       |
| a) With Scheduled Banks  | 7,14,70,474.91        | 5,76,10,116.00        |
| b) With Non-Scheduled Banks  | -                     | -                     |
| c) Others  | -                     | -                     |
| <b>Total</b>   | <b>7,14,70,474.91</b> | <b>5,76,10,116.00</b> |
| <b>E. Interest on Savings Accounts:</b>                                  |                       |                       |
| a) With Scheduled Banks  | 27,40,751.85          | 29,68,846.75          |
| b) With Non-Scheduled Banks  | -                     | -                     |
| c) With Institutions   | -                     | -                     |
| d) Others  | -                     | -                     |
| <b>Total</b>   | <b>27,40,751.85</b>   | <b>29,68,846.75</b>   |
| <b>F. Interest on Loans:</b>   |                       |                       |
| a) Employees/Staff   | -                     | -                     |
| b) Others  | -                     | -                     |
| <b>Total</b>   | -                     | -                     |
| <b>G. Interest on Debtors and Other Receivable</b>                       | -                     | -                     |
| <b>H. Others</b>   |                       |                       |
| 1. Income from Consultancy   | -                     | -                     |
| 2. HRA Received  | -                     | -                     |
| 3. Income from Royalty   | -                     | -                     |
| 4. Conference/Seminar/Workshop Fees                                      | -                     | -                     |
| 5. Membership Fees from Constituent Colleges                             | 25,00,000.00          | 25,00,000.00          |
| 6. Misc. Receipts  | 33,26,873.23          | 42,71,232.54          |
| 7. Profit on Sale/Disposal of Assets:                                    |                       |                       |
| a) Owned Assets  | 1,12,875.00           | -                     |
| b) Assets Acquired Out of Grants, or Received Free of Cost               | -                     | -                     |
| 8. Written Back Of Credit Balances                                       | -                     | -                     |
| 9. Increase in Inventory   | 8,60,550.32           | 10,81,905.97          |
| <b>Total</b>   | <b>68,00,298.55</b>   | <b>78,53,138.51</b>   |
| <b>GRAND TOTAL (A+B+C+D+E+F+G+H)</b>                                     | <b>8,30,07,111.00</b> | <b>7,03,91,001.00</b> |



**SCHEDULE- 12 STAFF PAYMENTS & BENEFITS**

| PARTICULARS                                      | CURRENT YEAR           | PREVIOUS YEAR          |
|--|------------------------|------------------------|
| Employers Contribution to Provident Fund         | 2,86,45,176.00         | 2,51,51,148.00         |
| Overtime, Allowances and Bonus                   | 24,99,326.00           | 22,44,733.00           |
| Incentives                                       | 13,97,025.00           | 7,56,700.00            |
| Fellowship to PHD Students                       | 94,859.00              | 64,516.00              |
| Gratuity Expenses                                | 1,70,64,343.00         | 93,72,081.00           |
| Honorarium/Remuneration Expenses                 | 39,04,794.00           | 52,76,704.00           |
| Salaries and Wages                               | 69,33,87,160.00        | 63,17,30,779.00        |
| Students Stipends                                | 20,75,46,281.00        | 18,52,56,561.00        |
| Staff Quarter Rent Expenses                      | 30,78,773.00           | 36,38,392.00           |
| Staff Welfare Expenses                           | 33,90,479.00           | 23,86,068.00           |
| <b>TOTAL</b>                                     | <b>96,10,08,216.00</b> | <b>86,58,77,682.00</b> |
| Expenditures related to Research and Development | 19,22,01,643.20        | 17,31,75,536.40        |
| <b>TOTAL</b>                                     | <b>76,88,06,573.00</b> | <b>69,27,02,146.00</b> |

**SCHEDULE-13 ACADEMIC EXPENSES**

| PARTICULARS                                      | CURRENT YEAR          | PREVIOUS YEAR         |
|--|-----------------------|-----------------------|
| Admission Expenses                               | 1,34,482.00           | 3,12,977.00           |
| Affiliation Fees                                 | 5,39,550.00           | 3,95,000.00           |
| Annual Social Gathering                          | 26,519.00             | 3,66,793.00           |
| Building Rent                                    | 89,70,224.00          | 89,11,574.00          |
| Clinical Expenses                                | 2,00,706.00           | 1,00,734.00           |
| Convocation Expenses                             | 12,96,143.00          | 15,67,989.00          |
| Examination Expenses                             | 1,29,80,605.00        | 1,39,97,803.00        |
| Functions & Programmes Expenses                  | 21,87,426.00          | 8,53,276.00           |
| Inspection / Accreditation (NAAC) Fees           | 10,45,220.00          | 26,04,343.00          |
| Journals & Periodicals                           | 16,42,948.00          | 53,61,160.00          |
| Membership Fees                                  | 25,10,000.00          | 26,07,100.00          |
| Proposal Fees Expenses                           | 1,30,000.00           | 5,00,000.00           |
| Seminar/Workshop/ Conference                     | 18,25,054.00          | 25,27,679.00          |
| Scholarship/Freeship                             | 3,39,55,975.00        | 2,56,24,050.00        |
| Students Welfare Expenses                        | 4,67,808.00           | 4,54,039.00           |
| UG & PG Course Fees & Expenses                   | 56,50,000.00          | 46,75,000.00          |
| <b>TOTAL</b>                                     | <b>7,35,62,660.00</b> | <b>7,08,59,517.00</b> |
| Expenditures related to Research and Development | 1,47,12,532.00        | 1,41,71,903.40        |
| <b>TOTAL</b>                                     | <b>5,88,50,128.00</b> | <b>5,66,87,614.00</b> |

**SCHEDULE-14 ADMINISTRATIVE AND GENERAL EXPENSES**

| PARTICULARS                              | CURRENT YEAR    | PREVIOUS YEAR   |
|--|-----------------|-----------------|
| Advertisement and Publicity              | 23,71,429.00    | 29,48,046.00    |
| Charity Expenses                         | 18,82,98,094.00 | 20,30,25,882.50 |
| CIDCO Service Charges                    | 89,614.00       | 48,080.00       |
| Dialysis Expenses                        | 39,61,317.00    | 34,03,518.00    |
| Diet Charges                             | 93,93,493.00    | 91,59,868.00    |
| Electricity and Power                    | 5,77,54,342.00  | 3,72,97,250.00  |
| Hostel Rent                              | -               | 3,55,740.00     |
| Guest House Expenses                     | 12,682.00       | 1,666.00        |
| Garden Expenses                          | 10,96,635.00    | 10,11,753.00    |
| Insurance Charges                        | 9,29,985.00     | 6,99,138.00     |
| LBT Expenses                             | -               | 73,144.00       |
| Oxygen Cylinder Expenses                 | 95,72,615.00    | 84,78,591.00    |
| Legal & Professional Charges             | 43,04,674.00    | 56,85,028.00    |
| Library Reading Room Expense             | -               | 97,650.00       |
| Linen Expenses                           | 25,50,779.00    | 24,06,632.00    |
| Medicine Expenses                        | 18,12,89,143.50 | 15,98,57,661.50 |
| Meeting Expenses                         | 7,71,125.00     | 8,98,986.00     |
| Camp Expenses                            | 11,18,259.00    | 6,97,194.00     |
| Office & Misc Expenses                   | 23,61,135.00    | 26,29,466.50    |
| Photocopy Expenses                       | 6,33,974.00     | 5,19,408.00     |
| Property Tax                             | 25,01,484.00    | 25,72,919.00    |
| Printing & Stationary                    | 1,56,42,108.00  | 1,32,51,136.00  |
| Registration, Licence & Renewal Expenses | 8,65,126.00     | 4,22,123.00     |
| Remuneration to Auditors                 | 22,34,450.00    | 17,81,820.00    |
| Shares to Visiting Doctors               | 3,06,35,070.00  | 2,95,10,421.00  |





|  |                        |                        |
|--|------------------------|------------------------|
| Security Guard Expenses                          | 1,88,07,381.00         | 1,98,41,678.00         |
| Sports & Playground Expenses                     | 83,545.00              | 50,712.00              |
| Surgical Expenses                                | 1,76,80,535.00         | 1,47,67,447.00         |
| Stores & Consumable Expenses                     | 5,09,334.00            | 24,27,682.00           |
| Postage, Telephone and Internet Charges          | 38,41,769.00           | 31,73,398.55           |
| Traveling and Conveyance Expenses                | 42,70,051.00           | 47,21,462.50           |
| Washing & Cleaning Expenses                      | 8,79,19,185.00         | 8,91,38,477.00         |
| Ward Expenses                                    | 54,71,001.00           | 47,08,040.00           |
| Water Charges                                    | 57,38,130.00           | 47,39,478.00           |
| Laboratory & Department Expenses                 | 8,38,88,023.08         | 5,60,32,244.00         |
| <b>TOTAL</b>                                     | <b>74,65,96,488.00</b> | <b>68,64,33,741.00</b> |
| Expenditures related to Research and Development | 14,93,19,297.60        | 13,72,86,748.20        |
| <b>TOTAL</b>                                     | <b>59,72,77,190.00</b> | <b>54,91,46,993.00</b> |

#### SCHEDULE-15 TRANSPORTATION EXPENSES

| PARTICULARS                                      | CURRENT YEAR        | PREVIOUS YEAR       |
|--|---------------------|---------------------|
| 1. Vehicles (Owned by Educational Institution)   |                     |                     |
| a) Running Expenses (Petrol/ Diesel /Toll Tax)   | 47,09,512.35        | 24,34,669.00        |
| b) Repairs & Maintenance                         | 24,05,012.00        | 11,04,509.00        |
| c) Vehicle Taxes, Insurance & Expenses           | 11,10,568.00        | 45,65,604.91        |
| 2. Vehicles Taken on Rent/ Lease                 |                     |                     |
| a) Rent/Lease Expenses                           | -                   | 51,500.00           |
| <b>TOTAL</b>                                     | <b>82,25,092.35</b> | <b>81,56,282.91</b> |
| Expenditures related to Research and Development | 16,45,018.47        | 16,31,256.58        |
| <b>TOTAL</b>                                     | <b>65,80,074.00</b> | <b>65,25,026.00</b> |

#### SCHEDULE-16 REPAIRS & MAINTENANCE

| PARTICULARS                                      | CURRENT YEAR          | PREVIOUS YEAR         |
|--|-----------------------|-----------------------|
| Building & Infrastructure                        | 1,79,58,089.00        | 1,94,68,844.00        |
| Campus   | 46,90,954.00          | 31,86,090.00          |
| Computers & Software                             | 36,22,854.00          | 28,15,226.00          |
| Electricals                                      | 94,28,485.00          | 44,18,255.00          |
| Equipment & Instruments                          | 1,59,45,079.00        | 1,63,68,752.00        |
| Furniture & Fixture                              | 38,20,729.00          | 36,12,400.00          |
| Others   | 34,82,378.00          | 11,85,976.00          |
| <b>TOTAL</b>                                     | <b>5,89,48,568.00</b> | <b>5,10,55,543.00</b> |
| Expenditures related to Research and Development | 1,17,89,713.60        | 1,02,11,108.60        |
| <b>TOTAL</b>                                     | <b>4,71,58,854.00</b> | <b>4,08,44,434.00</b> |

#### SCHEDULE-17 FINANCE COSTS

| PARTICULARS                                      | CURRENT YEAR          | PREVIOUS YEAR         |
|--|-----------------------|-----------------------|
| a) Interest on Fixed Loans                       | 1,45,73,723.88        | 3,19,73,643.46        |
| b) Bank Charges/ Financial Charges               | 47,89,117.02          | 7,63,618.40           |
| <b>TOTAL</b>                                     | <b>1,93,62,840.90</b> | <b>3,27,37,261.86</b> |
| Expenditures related to Research and Development | 38,72,568.18          | 65,47,452.37          |
| <b>TOTAL</b>                                     | <b>1,54,90,273.00</b> | <b>2,61,89,809.00</b> |

PLACE : AURANGABAD

DATE : 21/09/2017

(BHIMA PATIL)  
ACCOUNTANT

(DR. P. G. RAMESH)  
FINANCE OFFICE

(DR. S. N. KADAM)  
VICE CHANCELLOR



FOR ASHOK PATIL & ASSOCIATES,  
CHARTERED ACCOUNTANTS,  
FIRM REG. No. 122045W

(SAURAB P AGRAWAL)  
PARTNER  
M. NO. 131312



# **MGM INSTITUTE OF HEALTH SCIENCES**

( A Deemed University Established under Section 3 of UGC Act, 1956 )

KAMOTHE, NAVI MUMBAI.

CONSOLIDATED STATEMENTS OF ACCOUNT

OF

MGM INSTITUTE OF HEALTH SCIENCES , NAVI MUMBAI.

AND

MGM'S MEDICAL COLLEGE & HOSPITALS, NAVI MUMBAI.

AND

MGM'S MEDICAL COLLEGE & HOSPITALS, AURANGABAD.

FOR

FINANCIAL YEAR : 2017-2018

**MGM INSTITUTE OF HEALTH SCIENCES,**  
( A Deemed University Established under Section 3 of UGC Act, 1956 )  
**MGM CAMPUS, KAMOTHE, NAVI MUMBAI.**

**BALANCE SHEET AS AT 31<sup>ST</sup> MARCH, 2018**

(Amount in Rs.)

| SOURCES OF FUNDS                            | Sch. | Current Year            | Previous Year           |
|---|------|-------------------------|-------------------------|
| <b>UNRESTRICTED FUNDS</b>                   |      |                         |                         |
| Corpus                                      | 1    | 230,100,000.00          | 185,100,000.00          |
| General Fund                                | 2    | 2,674,147.00            | (274,142,333.00)        |
| Designated/Earmarked Funds                  | 3    | 3,533,055,525.00        | 2,663,999,880.00        |
| <b>RESTRICTED FUNDS</b>                     |      | -                       | -                       |
| <b>LOANS/BORROWINGS</b>                     |      |                         |                         |
| Secured                                     | 4A   | 105,423,249.00          | 109,387,239.00          |
| Unsecured                                   | 4B   | -                       | -                       |
| <b>CURRENT LIABILITIES &amp; PROVISIONS</b> | 5    | 838,682,876.00          | 1,023,765,705.00        |
| <b>TOTAL (Rs.)</b>                          |      | <b>4,709,935,797.00</b> | <b>3,708,110,491.00</b> |
| <b>APPLICATION OF FUNDS</b>                 |      |                         |                         |
| <b>FIXED ASSETS</b>                         | 6    |                         |                         |
| Tangible Assets                             |      | 961,211,668.00          | 913,715,127.00          |
| Intangible Assets                           |      | -                       | -                       |
| Capital Work-In-Progress                    |      | 1,778,865,129.00        | 1,583,581,873.00        |
| <b>INVESTMENTS</b>                          |      |                         |                         |
| Long Term                                   |      | -                       | -                       |
| Short Term                                  |      | -                       | -                       |
| <b>CURRENT ASSETS</b>                       | 7    | 1,640,624,677.00        | 843,164,084.00          |
| <b>LOANS, ADVANCES &amp; DEPOSITS</b>       | 8    | 329,234,323.00          | 367,649,407.00          |
| <b>TOTAL (Rs.)</b>                          |      | <b>4,709,935,797.00</b> | <b>3,708,110,491.00</b> |

This is the Consolidated Balance sheet prepared from audited standalone Balance sheet of MGM Institute of Health Sciences , Navi Mumbai, MGM's Medical College and Hospitals, Kamotthe, Navi Mumbai and MGM's Medical College and Hospitals, Aurangabad.

PLACE : AURANGABAD

DATE : 29/09/2018

(M B KURUND)  
ACCOUNTANT

(DR. P G RAMESH)  
FINANCE OFFICER

(DR. S D DALVI)  
VICE CHANCELLOR

FOR ASHOK PATIL & ASSOCIATES,  
CHARTERED ACCOUNTANTS,  
FIRM REG. No. 122045W



(SAURABH AGRAWAL)  
PARTNER  
M. No. 34423

Dr. Rajesh B. Goel  
Registrar

**MGM INSTITUTE OF HEALTH SCIENCES,**  
( A Deemed University Established under Section 3 of UGC Act, 1956 )  
**MGM CAMPUS, KAMOTHE, NAVI MUMBAI.**

**INCOME AND EXPENDITURE ACCOUNT FOR THE YEAR ENDED 31<sup>ST</sup> MARCH, 2018**

(Amount in Rs.)

| Particulars   | Sch. | Current Year       |                 |                         |                 |                         | Previous Year           |
|---|------|--------------------|-----------------|-------------------------|-----------------|-------------------------|-------------------------|
|   |      | Unrestricted Funds |                 |                         | Restricted Fund | Total                   | Total                   |
|   |      | Corpus             | Designated Fund | General Fund            |                 |                         |                         |
| <b>INCOME</b>   |      |                    |                 |                         |                 |                         |                         |
| Academic Receipts   | 9    |                    |                 | 3,302,922,350.00        |                 | 3,302,922,350.00        | 2,765,501,257.00        |
| Grants & Donations  | 10   |                    |                 | -                       |                 | -                       | -                       |
| Income from investments   |      |                    |                 | -                       |                 | -                       | -                       |
| Other Incomes   | 11   |                    |                 | 108,934,475.00          |                 | 108,934,475.00          | 83,007,111.00           |
|   |      |                    |                 |                         |                 | -                       | -                       |
| <b>TOTAL (A)</b>  |      | -                  | -               | <b>3,411,856,825.00</b> |                 | <b>3,411,856,825.00</b> | <b>2,848,508,368.00</b> |
| <b>EXPENDITURE</b>  |      |                    |                 |                         |                 |                         |                         |
| Staff Payments & Benefits                                       | 12   |                    |                 | 868,179,414.00          |                 | 868,179,414.00          | 768,806,573.00          |
| Academic Expenses   | 13   |                    |                 | 73,179,039.00           |                 | 73,179,039.00           | 58,850,128.00           |
| Admin & General Expenses  | 14   |                    |                 | 646,868,545.00          |                 | 646,868,545.00          | 597,277,190.00          |
| Transportation Expenses   | 15   |                    |                 | 7,461,788.00            |                 | 7,461,788.00            | 6,580,074.00            |
| Repairs & Maintenance   | 16   |                    |                 | 76,539,404.00           |                 | 76,539,404.00           | 47,158,854.00           |
| Finance Costs   | 17   |                    |                 | 10,622,349.00           |                 | 10,622,349.00           | 15,490,273.00           |
| Research and Development  |      | -                  |                 | 420,712,634.00          |                 | 420,712,634.00          | 373,540,773.00          |
| Depreciation  | 6    |                    |                 | 141,477,172.00          |                 | 141,477,172.00          | 134,362,151.00          |
| <b>TOTAL (B)</b>  |      | -                  | -               | <b>2,245,040,345.00</b> |                 | <b>2,245,040,345.00</b> | <b>2,002,066,016.00</b> |
| <b>Balance Being Excess of Income over Expenditure (A-B)</b>    |      |                    |                 | 1,166,816,480.00        |                 | 1,166,816,480.00        | 846,442,352.00          |
| Transfer to/from Designated Fund                                |      |                    |                 |                         |                 |                         | -                       |
| - Building / Development Fund                                   |      |                    |                 | 845,000,000.00          |                 | 845,000,000.00          | 705,000,000.00          |
| - Corpus Fund   |      |                    |                 | 45,000,000.00           |                 | 45,000,000.00           | 35,000,000.00           |
| <b>Balance Being Surplus/ (Deficit) Carried to General Fund</b> |      | -                  | -               | <b>276,816,480.00</b>   |                 | <b>276,816,480.00</b>   | <b>106,442,352.00</b>   |

This is the Consolidated Income and Expenditure account prepared from standalone audited income and expenditure account of MGM Institute of Health Sciences , Navi Mumbai, MGM's Medical College and Hospitals, Kamothe, Navi Mumbai and MGM's Medical College and Hospitals, Aurangabad. Research expenditure incurred has been shown in respective heads in accounts, hence in order to consolidate it; the same is apportioned from these heads and shown under the head Research and Development .

PLACE : AURANGABAD

DATE : 29/09/2018

FOR ASHOK PATIL & ASSOCIATES,

CHARTERED ACCOUNTANTS,

FIRM REG. No. 122045W

(M B KURUND)  
ACCOUNTANT

(DR. P G RAMESH)  
FINANCE OFFICER

(DR. S D DALVI)  
VICE CHANCELLOR



(SAURABH AGRAWAL)  
PARTNER

M. No. 34423

Dr. Rajesh B. Goel  
Registrar



**SCHEDULES FORMING PART OF BALANCE SHEET AS AT 31ST MARCH, 2018**

**SCHEDULE-1 CORPUS**

| PARTICULARS   | CURRENT YEAR          | PREVIOUS YEAR         |
|---|-----------------------|-----------------------|
| Balance As At The Beginning Of The Year                       | 185,100,000.00        | 150,100,000.00        |
| Add: Contributions Towards Corpus                             | 45,000,000.00         | 35,000,000.00         |
| Less: Asset Written Off During the Year Created Out of Corpus | -                     | -                     |
| <b>BALANCE AT THE YEAR-END</b>                                | <b>230,100,000.00</b> | <b>185,100,000.00</b> |

**SCHEDULE-2 GENERAL FUND**

| PARTICULARS  | CURRENT YEAR        | PREVIOUS YEAR           |
|--|---------------------|-------------------------|
| Balance As At The Beginning Of The Year  | (274,142,333.00)    | (380,584,685.00)        |
| Add: Contributions Towards General Fund  | -                   | -                       |
| Add: Balance of Net Income Transferred From the Income and Expenditure Account | 276,816,480.00      | 106,442,352.00          |
| <b>BALANCE AT THE YEAR-END</b>   | <b>2,674,147.00</b> | <b>(274,142,333.00)</b> |
| <b>ROUND OFF (Rs.)</b>   | <b>2,674,147.00</b> | <b>(274,142,333.00)</b> |

**SCHEDULE-3 DESIGNATED/EARMARKED FUNDS**

| PARTICULARS   | CURRENT YEAR            | PREVIOUS YEAR           |
|---|-------------------------|-------------------------|
| <b>a) Opening Balance of the Funds</b>                        | 2,663,999,879.98        | 1,958,558,118.34        |
| <b>b) Additions to the Funds:</b>                             |                         |                         |
| i. Donation/Grants  | -                       | -                       |
| ii. Income from Investments Made of the Funds                 | -                       | -                       |
| iii. Accrued Interest on Investments of the Funds             | -                       | -                       |
| iv. Building / Development Fund                               | 845,000,000.00          | 705,000,000.00          |
| v. Other Additions (Students Aid Fund)                        | 6,551,744.00            | -                       |
| vi. Indigent Patients Fund (IPF) :                            | 17,503,900.46           | 441,761.64              |
| <b>Total</b>  | <b>869,055,644.46</b>   | <b>705,441,761.64</b>   |
| <b>c) Utilisation/Expenditure Towards Objectives of Funds</b> |                         |                         |
| i. Capital Expenditure  |                         |                         |
| - Fixed Assets  | -                       | -                       |
| - Others  | -                       | -                       |
| <b>Total</b>  | <b>-</b>                | <b>-</b>                |
| ii. Revenue Expenditure                                       |                         |                         |
| - Salaries, Wages and Allowances etc.                         | -                       | -                       |
| - Rent  | -                       | -                       |
| - Other Administrative Expenses                               | -                       | -                       |
| <b>Total</b>  | <b>-</b>                | <b>-</b>                |
| <b>Total (c)</b>  | <b>-</b>                | <b>-</b>                |
| <b>NET BALANCE AS AT THE YEAR-END (a+b-c)</b>                 | <b>3,533,055,524.44</b> | <b>2,663,999,879.98</b> |
| <b>ROUND OFF TOTAL (Rs.)</b>                                  | <b>3,533,055,525.00</b> | <b>2,663,999,880.00</b> |

**SCHEDULE-4 LOANS/BORROWINGS**

**4A - SECURED LOANS**

| PARTICULARS                               | CURRENT YEAR          | PREVIOUS YEAR         |
|---|-----------------------|-----------------------|
| <b>1. Central Government</b>              |                       |                       |
| <b>2. State Government (Specify)</b>      |                       |                       |
| <b>3. Financial Institutions</b>          |                       |                       |
| a) Term Loans                             | -                     | -                     |
| b) Interest Accrued and Due               | -                     | -                     |
| <b>4. Banks:</b>                          |                       |                       |
| a) Term Loans                             | 105,423,248.31        | 109,387,238.67        |
| b) Other Loans (specify)                  | -                     | -                     |
| <b>5. Other Institutions and Agencies</b> | -                     | -                     |
| <b>6. Debentures and Bonds</b>            | -                     | -                     |
| <b>7. Others (Specify)</b>                | -                     | -                     |
| <b>Total</b>                              | <b>105,423,248.31</b> | <b>109,387,238.67</b> |
| <b>ROUND OFF TOTAL (Rs.)</b>              | <b>105,423,249.00</b> | <b>109,387,239.00</b> |



**4B -UNSECURED LOANS**

----- Not Applicable -----

**SCHEDULE-5 CURRENT LIABILITIES & PROVISIONS**

| <b>PARTICULARS</b>  | <b>CURRENT YEAR</b>   | <b>PREVIOUS YEAR</b>    |
|---|-----------------------|-------------------------|
| <b>A. CURRENT LIABILITIES</b>                                 |                       |                         |
| <b>1. Deposits from Staff</b>                                 |                       |                         |
| Staff Deposits  | 36,643,018.50         | 33,391,211.50           |
| <b>2. Deposits from Students/ Contractors &amp; Others</b>    |                       |                         |
| Hostel Deposit  | 1,518,000.00          | 1,338,000.00            |
| Laboratory Deposit  | 1,833,000.00          | 1,525,000.00            |
| Library Deposit   | 520,185.00            | 512,185.00              |
| Caution Money Deposit   | 63,464,000.00         | 39,347,625.00           |
| Other Deposit   | 20,721,174.00         | 16,889,915.00           |
| <b>3. Sundry Creditors</b>                                    |                       |                         |
| <b>a) For Goods &amp; Services</b>                            |                       |                         |
| Creditors for Purchases                                       | 190,547,761.33        | 149,997,077.49          |
| Creditors for Assets  | 43,332,734.22         | 47,658,156.22           |
| Creditors for Expenses  | 121,294,447.52        | 71,706,696.50           |
| <b>b) Others (Specify)</b>                                    |                       |                         |
| <b>4. Advances Received</b>                                   |                       |                         |
| Advance Fees from Students/ Patients                          | 43,868,894.35         | 36,939,261.80           |
| Advance Against Expenses                                      | -                     | -                       |
| <b>5. Interest accrued But not Due on:</b>                    |                       |                         |
| a) Secured Loans/Borrowings                                   | -                     | -                       |
| b) Unsecured Loans/Borrowings                                 | -                     | -                       |
| <b>6. Statutory Liabilities (GPF,TDS,WC TAX,CPF,GIS,NPS):</b> |                       |                         |
| <b>a) Overdue</b>   | -                     | -                       |
| <b>b) Others</b>  |                       |                         |
| Professional Tax Payable                                      | 419,750.00            | 350,550.00              |
| Provident Fund Payable  | 2,861,753.00          | 1,789,898.00            |
| TDS/ WCT TDS Payable  | 794,295.02            | 1,524,518.00            |
| <b>7. Other Current Liabilities</b>                           |                       |                         |
| Payable to staff  | 47,464,463.00         | 43,541,615.00           |
| Payable to students   | 9,963,625.00          | 16,915,736.00           |
| Payable to Patients   | 166,530.00            | 346,424.00              |
| Payable Others  | 246,702,731.82        | 553,141,633.25          |
| <b>TOTAL (A)</b>  | <b>832,116,362.76</b> | <b>1,016,915,502.76</b> |
| <b>B. PROVISIONS</b>  |                       |                         |
| 1. For Taxation   | -                     | -                       |
| 2. Gratuity   | 6,566,513.00          | 6,850,202.00            |
| 3. Superannuation/Pension                                     | -                     | -                       |
| 4. Accumulated Leave Encashment                               | -                     | -                       |
| 5. Expenses Payable   | -                     | -                       |
| 6. Trade Warranties/Claims                                    | -                     | -                       |
| <b>TOTAL (B)</b>  | <b>6,566,513.00</b>   | <b>6,850,202.00</b>     |
| <b>TOTAL (A+B)</b>  | <b>838,682,875.76</b> | <b>1,023,765,704.76</b> |
| <b>ROUND OFF TOTAL (Rs.)</b>                                  | <b>838,682,876.00</b> | <b>1,023,765,705.00</b> |





**SCHEDULE-6 FIXED ASSETS**

| DESCRIPTION  |  | GROSS BLOCK               |                            |                                |              | DEPRECIATION     |                |                               |                          | NET BLOCK                  |                             |
|--|--|---------------------------|----------------------------|--------------------------------|--------------|------------------|----------------|-------------------------------|--------------------------|----------------------------|-----------------------------|
|  | Cost/Valuation As At Beginning of The Year | Additions During the Year | Deductions During the Year | Cost/Valuation at the Year End | Rate of Dep. | Up to 01/04/2017 | For the Year   | On Deductions During the Year | Total up to the Year End | As at the Current Year End | As at the Previous Year End |
| I. Land:   |  |                           |                            |                                |              |                  |                |                               |                          |                            |                             |
| a) Freehold  | -  | 39,983,800.00             | -                          | 39,983,800.00                  | 0%           | -                | -              | -                             | -                        | 39,983,800.00              | -                           |
| b) Leasehold   | 8,527,472.67                               | -                         | -                          | 8,527,472.67                   | 0%           | -                | -              | -                             | -                        | 8,527,472.67               | 8,527,472.67                |
| II. Building:  |  |                           |                            |                                |              |                  |                |                               |                          |                            |                             |
| a) On Freehold Land  | 1,116,027.12                               | -                         | -                          | 1,116,027.12                   | 10%          | 1,058,473.12     | 5,755.00       | -                             | 1,064,228.12             | 51,799.00                  | 57,554.00                   |
| b) On Leasehold Land   | 788,810,500.37                             | 33,464,450.00             | -                          | 822,274,950.37                 | 10%          | 416,786,882.58   | 39,924,096.00  | -                             | 456,710,978.58           | 365,563,971.79             | 372,023,617.79              |
| c) Ownership Flats/ Premise  | 54,635.05                                  |                           | -                          | 54,635.05                      | 0%           | 50,277.05        | -              | -                             | 50,277.05                | 4,358.00                   | 4,358.00                    |
| d) Superstructures on Land not Belonging to Educational Institutions | -  |                           | -                          | -                              |              | -                | -              | -                             | -                        | -                          | -                           |
| III. Plants, Machinery & Equipments (Office / Lab Equipments )       | 886,464,836.93                             | 82,590,676.24             | -                          | 969,055,513.17                 | 15%          | 477,870,421.98   | 73,152,622.17  | -                             | 551,023,044.15           | 418,032,469.02             | 408,594,414.95              |
| IV. Vehicles   | 17,091,770.04                              | 1,261,191.00              | 60,000.00                  | 18,292,961.04                  | 15%          | 11,869,137.21    | 959,429.17     | -                             | 12,828,566.38            | 5,508,044.66               | 5,222,632.83                |
| V. Furniture/Fixtures/ Dead Stocks                                   | 151,680,882.49                             | 8,733,869.00              | -                          | 160,414,751.49                 | 10%          | 73,818,292.71    | 8,574,399.00   | -                             | 82,392,691.71            | 78,022,059.78              | 77,862,589.78               |
| VI. Computer/Peripherals   | 40,591,319.00                              | 14,889,114.00             | -                          | 55,480,433.00                  | 60%          | 37,746,803.80    | 10,640,178.00  | -                             | 48,386,981.80            | 7,093,451.20               | 2,844,515.20                |
| VII. Electric Installations  | 11,385,627.25                              | 9,960.00                  | -                          | 11,395,587.25                  | 15%          | 6,432,727.25     | 744,429.00     | -                             | 7,177,156.25             | 4,218,431.00               | 4,952,900.00                |
| VIII. Library books  | 43,576,204.50                              | 2,104,826.92              | -                          | 45,681,031.42                  | 60%          | 41,836,401.04    | 2,306,778.00   | -                             | 44,143,179.04            | 1,537,852.38               | 1,739,803.46                |
| IX. Lab Infrastructure   | 4,404,010.00                               |                           | -                          | 4,404,010.00                   | 10%          | 1,327,610.00     | 307,640.00     | -                             | 1,635,250.00             | 2,768,760.00               | 3,076,400.00                |
| X. Air Conditioners  | 32,587,975.00                              | 5,952,176.00              | -                          | 38,540,151.00                  | 15%          | 17,526,125.00    | 3,152,104.00   | -                             | 20,678,229.00            | 17,861,922.00              | 15,061,850.00               |
| XI. Solar Water Heater   | 2,261,107.00                               |                           | -                          | 2,261,107.00                   | 0%           | -                | -              | -                             | -                        | 2,261,107.00               | 2,261,107.00                |
| XII. Generator DG Set  | 12,814,129.00                              |                           | -                          | 12,814,129.00                  | 15%          | 7,494,873.02     | 784,743.17     | -                             | 8,279,616.19             | 4,534,512.81               | 5,319,255.98                |
| XIII. Sewage Treatment Plant   | 1,871,594.00                               |                           |                            | 1,871,594.00                   | 15%          | 1,527,238.00     | 51,653.00      | -                             | 1,578,891.00             | 292,703.00                 | 344,356.00                  |
| IX. Central Gas System   | 9,826,644.00                               |                           | -                          | 9,826,644.00                   | 15%          | 4,004,345.00     | 873,345.00     | -                             | 4,877,690.00             | 4,948,954.00               | 5,822,299.00                |
| A. Total of CURRENT YEAR   | 2,013,064,734.00                           | 188,990,063.00            | 60,000.00                  | 2,201,994,798.00               |              | 1,099,349,608.00 | 141,477,172.00 | -                             | 1,240,826,779.00         | 961,211,668.00             | 913,715,127.00              |
| XI. Capital Work-in -progress Transfer to Assets                     | 1,583,581,872.78                           | 195,283,256.00            |                            | 1,778,865,128.78               | -            | -                | -              | -                             | -                        | 1,778,865,128.78           | 1,583,581,872.78            |
| B. NET WORK-IN-PROGRESS  | 1,583,581,872.78                           | 195,283,256.00            | -                          | 1,778,865,128.78               |              | -                | -              | -                             | -                        | 1,778,865,128.78           | 1,583,581,872.78            |
| TOTAL (A+B)  | 3,596,646,606.78                           | 384,273,319.00            | 60,000.00                  | 3,980,859,926.78               |              | 1,099,349,608.00 | 141,477,172.00 | -                             | 1,240,826,779.00         | 2,740,076,796.78           | 2,497,296,999.78            |





**SCHEDULE-7 CURRENT ASSETS**

| PARTICULARS  | CURRENT YEAR            | PREVIOUS YEAR         |
|--|-------------------------|-----------------------|
| <b>1. Stock:</b>   |                         |                       |
| a) Stores and Spares   | 5,090,841.53            | 6,017,207.02          |
| b) Loose Tools   | -                       | -                     |
| c) Publications  | -                       | -                     |
| <b>2. Sundry Debtors:</b>  |                         |                       |
| a) Debts Outstanding for a Period Exceeding Six Months                         | -                       | -                     |
| b) Others  | -                       | -                     |
| <b>3. Cash Balances in Hand (Including Cheques/Drafts and Imprest)</b>         |                         |                       |
| Cash in Hand   | 220,348.00              | 84,267.00             |
| <b>4. Bank Balances</b>  |                         |                       |
| <b>(to be Further Classified as Pertaining to Earmarked Fund of Otherwise)</b> |                         |                       |
| <b>a) With Scheduled Bank:</b>   |                         |                       |
| <b>-In Current / Savings Accounts</b>  |                         |                       |
| Punjab National Bank   | 2,808,067.10            | 8,341,469.10          |
| State Bank of India  | 1,743,825.77            | 1,864,129.77          |
| Standard Urban Co Op Bank  | 4,845,033.82            | 7,245,563.50          |
| The Saraswat Co op Bank  | 53,483,585.17           | 19,573,641.14         |
| Abhyudaya Bank   | 437,725.12              | 510,109.12            |
| Axis Bank  | 930,990.68              | 834,726.49            |
| Citi Bank  | 306,794.15              | 302,818.83            |
| Bank Of India  | 369,350.00              | 369,350.00            |
| Bank of Maharashtra  | 21,744.50               | 21,470.50             |
| B M C Bank   | 8,091.00                | 8,091.00              |
| IDBI Bank  | 341,890,750.96          | 74,361,980.31         |
| ICICI Bank   | 210,326.09              | 210,326.09            |
| DCB Bank   | 2,634,117.45            | 5,945,728.45          |
| HDFC Bank  | 2,524,637.00            | 3,915,503.00          |
| State Bank of Hyderabad  | 828,405.00              | 828,405.00            |
| <b>-In term Deposit Accounts</b>   |                         |                       |
| FDRs   | 1,222,270,043.80        | 712,729,297.80        |
| <b>b) With Non-Schedules Banks:</b>  |                         |                       |
| - In Current Accounts  | -                       | -                     |
| - In Term Deposit Accounts   | -                       | -                     |
| - In Savings Accounts  | -                       | -                     |
| <b>5. Post Office-Savings Accounts</b>   | -                       | -                     |
| <b>TOTAL</b>   | <b>1,640,624,677.14</b> | <b>843,164,084.12</b> |
| <b>ROUND OFF TOTAL (Rs.)</b>   | <b>1,640,624,677.00</b> | <b>843,164,084.00</b> |

**SCHEDULE-8 LOANS, ADVANCES & DEPOSITS**

| PARTICULARS  | CURRENT YEAR | PREVIOUS YEAR |
|--|--------------|---------------|
| <b>1. Advances to Employees: (Non-Interest Bearing)</b>      |              |               |
| a) Salary  | 5,137,726.00 | 4,738,309.00  |
| b) Festival  | -            | -             |
| c) LTC   | -            | -             |
| d) Medical Advance   | -            | -             |
| e) Other (P F)   | -            | -             |
| <b>2. Long Term Advances to Employees:(Interest Bearing)</b> |              |               |
| a) Vehicle Loan  | -            | -             |
| b) Home Loan   | -            | -             |
| c) Other (to be Specified)                                   | -            | -             |



|  |                       |                       |
|--|-----------------------|-----------------------|
| <b>3. Advances and Other Amounts Recoverable in Cash or in Kind or for Value to be Received:</b> |                       |                       |
| <b>a) On Capital Account</b>   |                       |                       |
| <b>b) To Suppliers</b>   |                       |                       |
| Advance to Suppliers/ Contractors  | 40,307,851.03         | 47,723,525.03         |
| Advance Against Expenses   | 5,125,038.52          | 3,254,861.30          |
| <b>c) Other Institutions and Agencies</b>  |                       |                       |
| <b>4. Prepaid Expenses</b>   |                       |                       |
| <b>a) Insurance</b>  |                       |                       |
| <b>b) Other Expenses (Rent for Flat &amp; Other)</b>   |                       |                       |
|  | 4,733,444.00          | 3,190,845.00          |
| <b>5. Deposits</b>   |                       |                       |
| a) Telephone   | 200,273.00            | 202,773.00            |
| b) Rent  | 10,230,000.00         | 10,226,500.00         |
| c) Electricity (MSEB)  | 10,861,437.00         | 11,976,526.00         |
| d) AICTE   | 1,500,000.00          | 400,000.00            |
| e) MCI   | 400,000.00            | 500,000.00            |
| f) Hostel Deposit  | 500,000.00            | 1,650.00              |
| g) Gas/ Oxygen Cylinder Deposit  | 266,400.00            | 264,750.00            |
| h) Others  | -                     | -                     |
| - Security Deposit With Mumbai Waste Mgmt  | 523,775.00            | 523,775.00            |
| - Deposit -BOC India Ltd.  | 6,704.03              | 10,000.00             |
| - Security Deposit (AMC)   | 10,000.00             | 10,000.00             |
| - PF Deposit   | 47,710.00             | 47,710.00             |
| - Sec Deposit With Dist. Forum   | 25,000.00             | 25,000.00             |
| - Security Deposit ( Electronica Leasing)  | 169,888.18            | 169,888.18            |
| - Security Deposit ( Z P Nanded )  | 90,300.00             | 90,300.00             |
| - Deposit Paid to Companies  | 60,936.00             | 61,936.00             |
| - Deposit with BPCL  | 10,000.00             | 29,162.00             |
| - Security Deposit ( Tata Finance)   | 147,000.00            | 147,000.00            |
| <b>6. Income Accrued:</b>  |                       |                       |
| <b>a) On Investment from Earmarked/Endowment Funds</b>   |                       |                       |
| <b>b) On Investments-Others</b>  |                       |                       |
| Accrued Interest on FDR  | 12,751,582.00         | 70,633,435.00         |
| <b>c) On Loans and Advances</b>  |                       |                       |
| <b>7. Other Receivable</b>   |                       |                       |
| <b>a) Debit Balance in Sponsored Projects</b>  |                       |                       |
| <b>b) Debit Balance in Fellowship &amp; Scholarship</b>  |                       |                       |
| <b>c) Grants Recoverable</b>   |                       |                       |
| <b>d) Others Receivables</b>   |                       |                       |
| Fees Receivable Students/ Patients/ Companies  | 204,914,267.58        | 155,518,249.00        |
| Exam Expenses Receivable   | 2,681,090.00          | 1,949,984.00          |
| RGAY Fees Receivable   | 6,100,516.00          | 31,171,814.00         |
| Department of Prosthetic & Orthotic  | -                     | 2,401,840.00          |
| TDS Receivable   | 5,766,878.00          | 4,071,188.00          |
| Income Tax Refund Receivable   | 7,464,663.00          | 9,544,795.00          |
| HDFC Credit Card   | 45,488.00             | 735,541.00            |
| IDBI Credit Card   | 184,546.96            | -                     |
| University Exam Fees   | 8,927,216.00          | 7,046,890.00          |
| Others   | 44,592.00             | 596,169.00            |
| <b>8. Claims Receivable</b>  |                       |                       |
| <b>TOTAL</b>   | <b>329,234,322.30</b> | <b>367,649,406.51</b> |
| <b>ROUND OFF TOTAL (Rs.)</b>   | <b>329,234,323.00</b> | <b>367,649,407.00</b> |



**SCHEDULE-9 ACADEMIC RECEIPTS**

| PARTICULARS                  | CURRENT YEAR             | PREVIOUS YEAR            |
|------------------------------|--------------------------|--------------------------|
| <b>FEES FROM STUDENTS</b>    |                          |                          |
| Academic & Examinations Fees | 2,48,25,30,579.89        | 1,99,98,85,413.38        |
| <b>TOTAL (A)</b>             | <b>2,48,25,30,579.89</b> | <b>1,99,98,85,413.38</b> |
| <b>FEES FROM PATIENTS</b>    |                          |                          |
| Medical / Clinical Fees      | 82,03,91,770.55          | 76,56,15,844.08          |
| <b>TOTAL (B)</b>             | <b>82,03,91,770.55</b>   | <b>76,56,15,844.08</b>   |
| <b>GRAND TOTAL (A+B)</b>     | <b>3,30,29,22,350.00</b> | <b>2,76,55,01,257.00</b> |

**SCHEDULE-10 GRANTS & DONATIONS** (Irrevocable Grants & Subsidies Received)

----- Not Applicable -----

**SCHEDULE-11 OTHER INCOME**

| PARTICULARS  | CURRENT YEAR           | PREVIOUS YEAR         |
|--|------------------------|-----------------------|
| <b>A. Income from Land &amp; Building</b>                                |                        |                       |
| 1. Hostel Room Rent  | -                      | -                     |
| 2. Licence Fees  | -                      | -                     |
| 3. Hire Charges of Auditorium/Play Ground/Convention Centre, etc.        | -                      | -                     |
| 4. Electricity & Water Charges   | -                      | -                     |
| 5. Building Rent From Others   | 13,82,400.00           | 19,95,586.00          |
| 6. Rent From Doctors/ Staff  | -                      | -                     |
| <b>Total</b>   | <b>13,82,400.00</b>    | <b>19,95,586.00</b>   |
| <b>B. Sale of Institute's Publications</b>                               | -                      | -                     |
| <b>C. Income from Holding Events</b>                                     |                        |                       |
| 1. Gross Receipts from Annual Function/Sports Carnival                   | -                      | -                     |
| Less: Direct Expenditure Incurred on the Annual Function/Sports Carnival | -                      | -                     |
| 2. Gross Receipts from Fetes   | -                      | -                     |
| Less: Direct Expenditure Incurred on the Fetes                           | -                      | -                     |
| 3. Gross Receipts for Educational Tours                                  | -                      | -                     |
| Less: Direct Expenditure Incurred on the Tours                           | -                      | -                     |
| 4. Others (to be Specified and Separately Disclosed)                     | -                      | -                     |
| <b>Total</b>   | -                      | -                     |
| <b>D. Interest on Term Deposits:</b>                                     |                        |                       |
| a) With Scheduled Banks  | 9,70,83,960.12         | 7,14,70,474.91        |
| b) With Non-Scheduled Banks  | -                      | -                     |
| c) Others  | -                      | -                     |
| <b>Total</b>   | <b>9,70,83,960.12</b>  | <b>7,14,70,474.91</b> |
| <b>E. Interest on Savings Accounts:</b>                                  |                        |                       |
| a) With Scheduled Banks  | 9,14,575.66            | 27,40,751.85          |
| b) With Non-Scheduled Banks  | -                      | -                     |
| c) With Institutions   | -                      | -                     |
| d) Others  | -                      | -                     |
| <b>Total</b>   | <b>9,14,575.66</b>     | <b>27,40,751.85</b>   |
| <b>F. Interest on Loans:</b>   |                        |                       |
| a) Employees/Staff   | -                      | -                     |
| b) Others  | -                      | -                     |
| <b>Total</b>   | -                      | -                     |
| <b>G. Interest on Debtors and Other Receivable</b>                       | -                      | -                     |
| <b>H. Others</b>   |                        |                       |
| 1. Income from Consultancy   | -                      | -                     |
| 2. HRA Received  | -                      | -                     |
| 3. Income from Royalty   | -                      | -                     |
| 4. Conference/Seminar/Workshop Fees                                      | -                      | -                     |
| 5. Membership Fees from Constituent Colleges                             | 25,00,000.00           | 25,00,000.00          |
| 6. Misc. Receipts  | 70,42,888.78           | 33,26,873.23          |
| 7. Profit on Sale/Disposal of Assets:                                    |                        |                       |
| a) Owned Assets  | 10,650.00              | 1,12,875.00           |
| b) Assets Acquired Out of Grants, or Received Free of Cost               | -                      | -                     |
| 8. Written Back Of Credit Balances                                       | -                      | -                     |
| 9. Increase in Inventory   | -                      | 8,60,550.32           |
| <b>Total</b>   | <b>95,53,538.78</b>    | <b>68,00,298.55</b>   |
| <b>GRAND TOTAL (A+B+C+D+E+F+G+H)</b>                                     | <b>10,89,34,475.00</b> | <b>8,30,07,111.00</b> |





**SCHEDULE- 12 STAFF PAYMENTS & BENEFITS**

| PARTICULARS                                      | CURRENT YEAR            | PREVIOUS YEAR         |
|--|-------------------------|-----------------------|
| Employers Contribution to Provident Fund         | 28,143,170.00           | 28,645,176.00         |
| Overtime, Allowances and Bonus                   | 1,838,860.00            | 2,499,326.00          |
| Incentives                                       | 444,000.00              | 1,397,025.00          |
| Fellowship to PHD Students                       | 25,667.00               | 94,859.00             |
| Gratuity Expenses                                | 25,059,127.00           | 17,064,343.00         |
| Honorarium/Remuneration Expenses                 | 2,413,649.00            | 3,904,794.00          |
| Salaries and Wages                               | 818,222,630.00          | 693,387,160.00        |
| Students Stipends                                | 201,219,371.00          | 207,546,281.00        |
| Staff Quarter Rent Expenses                      | 3,250,441.00            | 3,078,773.00          |
| Staff Welfare Expenses                           | 4,607,352.00            | 3,390,479.00          |
| <b>TOTAL</b>                                     | <b>1,085,224,267.00</b> | <b>961,008,216.00</b> |
| Expenditures related to Research and Development | 217,044,853.00          | 192,201,643.00        |
| <b>TOTAL</b>                                     | <b>868,179,414.00</b>   | <b>768,806,573.00</b> |

**SCHEDULE-13 ACADEMIC EXPENSES**

| PARTICULARS                                      | CURRENT YEAR         | PREVIOUS YEAR        |
|--|----------------------|----------------------|
| Admission Expenses                               | 277,443.00           | 134,482.00           |
| Affiliation Fees                                 | 1,095,185.40         | 539,550.00           |
| Annual Social Gathering                          | 25,764.00            | 26,519.00            |
| Building Rent                                    | 4,015,344.00         | 8,970,224.00         |
| Clinical Expenses                                | 166,952.00           | 200,706.00           |
| Convocation Expenses                             | 503,384.00           | 1,296,143.00         |
| Examination Expenses                             | 13,063,830.00        | 12,980,605.00        |
| Functions & Programmes Expenses                  | 2,363,597.00         | 2,187,426.00         |
| Inspection / Accreditation (NAAC) Fees/NABH      | 2,044,163.00         | 1,045,220.00         |
| Journals & News Paper & Periodicals              | 6,116,991.30         | 1,642,948.00         |
| Membership Fees                                  | 2,700,000.00         | 2,510,000.00         |
| Proposal Fees Expenses                           | 1,015,000.00         | 130,000.00           |
| Seminar/Workshop/ Conference                     | 5,052,731.89         | 1,825,054.00         |
| Scholarship/Freeship                             | 48,014,500.00        | 33,955,975.00        |
| Students Welfare Expenses                        | 221,913.00           | 467,808.00           |
| UG & PG Course Fees & Expenses                   | 4,797,000.00         | 5,650,000.00         |
| <b>TOTAL</b>                                     | <b>91,473,798.59</b> | <b>73,562,660.00</b> |
| Expenditures related to Research and Development | 18,294,760.00        | 14,712,532.00        |
| <b>TOTAL</b>                                     | <b>73,179,039.00</b> | <b>58,850,128.00</b> |

**SCHEDULE-14 ADMINISTRATIVE AND GENERAL EXPENSES**

| PARTICULARS                              | CURRENT YEAR   | PREVIOUS YEAR  |
|--|----------------|----------------|
| Advertisement and Publicity              | 4,205,833.00   | 2,371,429.00   |
| Charity Expenses                         | 169,151,999.00 | 188,298,094.00 |
| CIDCO Service Charges                    | 78,539.00      | 89,614.00      |
| Dialysis Expenses                        | 4,410,486.00   | 3,961,317.00   |
| Diet Charges                             | 6,744,072.00   | 9,393,493.00   |
| Electricity and Power                    | 70,828,149.00  | 57,754,342.00  |
| Guest House Expenses                     | 4,783.00       | 12,682.00      |
| Garden Expenses                          | 2,047,665.00   | 1,096,635.00   |
| Insurance Charges                        | 836,893.00     | 929,985.00     |
| LBT Expenses                             | 5,650,329.00   | -              |
| Oxygen Cylinder Expenses                 | 11,498,899.00  | 9,572,615.00   |
| Legal & Professional Charges             | 5,793,155.00   | 4,304,674.00   |
| Linen Expenses                           | 1,959,860.00   | 2,550,779.00   |
| Medicine Expenses                        | 174,127,070.84 | 181,289,143.50 |
| Meeting Expenses                         | 1,179,070.00   | 771,125.00     |
| Camp Expenses                            | 2,704,261.00   | 1,118,259.00   |
| Office & Misc Expenses                   | 1,850,599.00   | 2,361,135.00   |
| Photocopy Expenses                       | 535,613.00     | 633,974.00     |
| Property Tax                             | 2,982,692.00   | 2,501,484.00   |
| Printing & Stationary                    | 18,826,661.00  | 15,642,108.00  |
| Registration, Licence & Renewal Expenses | 935,192.00     | 865,126.00     |
| Remuneration to Auditors                 | 2,393,040.00   | 2,234,450.00   |
| Shares to Visiting Doctors               | 31,812,150.00  | 30,635,070.00  |
| Security Guard Expenses                  | 22,781,003.00  | 18,807,381.00  |
| Sports & Playground Expenses             | 46,388.00      | 83,545.00      |



|  |                       |                       |
|--|-----------------------|-----------------------|
| Surgical Expenses                                | 31,284,257.00         | 17,680,535.00         |
| Stores & Consumable Expenses                     | 585,950.00            | 509,334.00            |
| Postage, Telephone and Internet Charges          | 3,323,939.60          | 3,841,769.00          |
| Travelling and Conveyance Expenses               | 12,018,661.75         | 4,270,051.00          |
| Washing & Cleaning Expenses                      | 105,451,139.00        | 87,919,185.00         |
| Ward Expenses                                    | 9,182,773.00          | 5,471,001.00          |
| Water Charges                                    | 5,747,516.00          | 5,738,130.00          |
| Lab & Department Expenses                        | 96,680,677.58         | 83,888,023.08         |
| Decrease in Inventory                            | 926,365.49            | -                     |
| <b>TOTAL</b>                                     | <b>808,585,681.26</b> | <b>746,596,487.58</b> |
| Expenditures related to Research and Development | 161,717,136.00        | 149,319,298.00        |
| <b>TOTAL</b>                                     | <b>646,868,545.00</b> | <b>597,277,190.00</b> |

#### SCHEDULE-15 TRANSPORTATION EXPENSES

| PARTICULARS                                      | CURRENT YEAR        | PREVIOUS YEAR       |
|--|---------------------|---------------------|
| 1. Vehicles (Owned by Educational Institution)   |                     |                     |
| a) Running Expenses (Petrol/ Diesel /Toll Tax)   | 5,986,424.97        | 4,709,512.35        |
| b) Repairs & Maintenance                         | 1,487,716.50        | 2,405,012.00        |
| c) Vehicle Taxes, Insurance & Expenses           | 1,853,094.00        | 1,110,568.00        |
| 2. Vehicles Taken on Rent/ Lease                 |                     |                     |
| a) Rent/Lease Expenses                           | -                   | -                   |
| <b>TOTAL</b>                                     | <b>9,327,235.47</b> | <b>8,225,092.35</b> |
| Expenditures related to Research and Development | 1,865,447.00        | 1,645,018.00        |
| <b>TOTAL</b>                                     | <b>7,461,788.00</b> | <b>6,580,074.00</b> |

#### SCHEDULE-16 REPAIRS & MAINTENANCE

| PARTICULARS                                      | CURRENT YEAR         | PREVIOUS YEAR        |
|--|----------------------|----------------------|
| Building & Infrastructure                        | 35,287,922.50        | 17,958,089.00        |
| Campus   | 7,083,618.00         | 4,690,954.00         |
| Computers & Software                             | 4,442,240.00         | 3,622,854.00         |
| Electricals                                      | 9,392,822.00         | 9,428,485.00         |
| Equipment & Instruments                          | 31,124,708.80        | 15,945,079.00        |
| Furniture & Fixture                              | 5,598,420.00         | 3,820,729.00         |
| Others   | 2,744,524.00         | 3,482,378.00         |
| <b>TOTAL</b>                                     | <b>95,674,255.30</b> | <b>58,948,568.00</b> |
| Expenditures related to Research and Development | 19,134,851.00        | 11,789,714.00        |
| <b>TOTAL</b>                                     | <b>76,539,404.00</b> | <b>47,158,854.00</b> |

#### SCHEDULE-17 FINANCE COSTS

| PARTICULARS                                      | CURRENT YEAR         | PREVIOUS YEAR        |
|--|----------------------|----------------------|
| a) Interest on Fixed Loans                       | 8,151,497.28         | 14,573,723.88        |
| b) Bank Charges/ Financial Charges               | 5,126,438.55         | 4,789,117.02         |
| <b>TOTAL</b>                                     | <b>13,277,935.83</b> | <b>19,362,840.90</b> |
| Expenditures related to Research and Development | 2,655,587.00         | 3,872,568.00         |
| <b>TOTAL</b>                                     | <b>10,622,349.00</b> | <b>15,490,273.00</b> |

PLACE : AURANGABAD

DATE : 29/09/2018

(M B KURUND)  
ACCOUNTANT

(DR. P G RAMESH)  
FINANCE OFFICER

(DR. S D DALVI)  
VICE CHANCELLOR

FOR ASHOK PATIL & ASSOCIATES,  
CHARTERED ACCOUNTANTS,  
FIRM REG. No. 122045W



(SAURABH AGRAWAL)  
PARTNER  
M. No. 34423

Dr. Rajesh B. Goel  
Registrar

# **MGM INSTITUTE OF HEALTH SCIENCES**

( A Deemed University Established under Section 3 of UGC Act, 1956 )

KAMOTHE, NAVI MUMBAI.

CONSOLIDATED STATEMENTS OF ACCOUNT

OF

MGM INSTITUTE OF HEALTH SCIENCES , NAVI MUMBAI.

AND

MGM'S MEDICAL COLLEGE & HOSPITALS, NAVI MUMBAI.

AND

MGM'S MEDICAL COLLEGE & HOSPITALS, AURANGABAD.

FOR

FINANCIAL YEAR : 2018-2019



**MGM INSTITUTE OF HEALTH SCIENCES,**  
( A Deemed University Established under Section 3 of UGC Act, 1956 )  
**MGM CAMPUS, KAMOTHE, NAVI MUMBAI.**

**BALANCE SHEET AS AT 31<sup>ST</sup> MARCH, 2019**

(Amount in Rs.)

| SOURCES OF FUNDS                            | Sch. | Current Year             | Previous Year            |
|---|------|--------------------------|--------------------------|
| <b>UNRESTRICTED FUNDS</b>                   |      |                          |                          |
| Corpus                                      | 1    | 25,00,00,000.00          | 23,01,00,000.00          |
| General Fund                                | 2    | 33,98,28,496.00          | 26,74,147.00             |
| Designated/Earmarked Funds                  | 3    | 4,21,76,72,447.00        | 3,53,30,55,525.00        |
| <b>RESTRICTED FUNDS</b>                     |      | -                        | -                        |
| <b>LOANS/BORROWINGS</b>                     |      |                          |                          |
| Secured                                     | 4A   | 7,94,73,995.00           | 10,54,23,249.00          |
| Unsecured                                   | 4B   | -                        | -                        |
| <b>CURRENT LIABILITIES &amp; PROVISIONS</b> | 5    | 1,31,40,99,295.00        | 83,86,82,876.00          |
| <b>TOTAL (Rs.)</b>                          |      | <b>6,20,10,74,233.00</b> | <b>4,70,99,35,797.00</b> |
| <b>APPLICATION OF FUNDS</b>                 |      |                          |                          |
| <b>FIXED ASSETS</b>                         | 6    |                          |                          |
| Tangible Assets                             |      | 1,08,72,51,112.00        | 96,12,11,668.00          |
| Intangible Assets                           |      | -                        | -                        |
| Capital Work-In-Progress                    |      | 1,83,50,19,598.00        | 1,77,88,65,129.00        |
| <b>INVESTMENTS</b>                          |      |                          |                          |
| Long Term                                   |      | -                        | -                        |
| Short Term                                  |      | -                        | -                        |
| <b>CURRENT ASSETS</b>                       | 7    | 2,68,63,32,998.00        | 1,64,06,24,677.00        |
| <b>LOANS, ADVANCES &amp; DEPOSITS</b>       | 8    | 59,24,70,525.00          | 32,92,34,323.00          |
| <b>TOTAL (Rs.)</b>                          |      | <b>6,20,10,74,233.00</b> | <b>4,70,99,35,797.00</b> |

This is the Consolidated Balance sheet prepared from audited standalone Balance sheet of MGM Institute of Health Sciences , Navi Mumbai, MGM's Medical College and Hospitals, Kamothe, Navi Mumbai and MGM's Medical College and Hospitals, Aurangabad.


PLACE : AURANGABAD  
DATE : 30/09/2019

  
(M B KURUND)  
ACCOUNTANT

  
(DR. P G RAMESH)  
FINANCE OFFICER

  
(DR. S D DALVI)  
VICE CHANCELLOR

FOR ASHOK PATIL & ASSOCIATES,  
CHARTERED ACCOUNTANTS,  
FIRM REG. NO. 122045W

 SAURABH AGRAWAL)  
PARTNER  
M. No. 131312

  
**Dr. Rajesh B. Goel**  
Registrar

**MGM INSTITUTE OF HEALTH SCIENCES,**  
( A Deemed University Established under Section 3 of UGC Act, 1956 )  
**MGM CAMPUS, KAMOTHE, NAVI MUMBAI.**

**INCOME AND EXPENDITURE ACCOUNT FOR THE YEAR ENDED 31<sup>ST</sup> MARCH, 2019**

(Amount in Rs.)

| Particulars   | Sch. | Current Year       |                 |                          |                 | Previous Year            |
|---|------|--------------------|-----------------|--------------------------|-----------------|--------------------------|
|   |      | Unrestricted Funds |                 |                          | Restricted Fund | Total                    |
|   |      | Corpus             | Designated Fund | General Fund             |                 |                          |
| <b>INCOME</b>   |      |                    |                 |                          |                 |                          |
| Academic Receipts   | 9    |                    |                 | 4,10,34,00,956.00        |                 | 4,10,34,00,956.00        |
| Grants & Donations  | 10   |                    |                 | -                        |                 | -                        |
| Income from investments   |      |                    |                 | -                        |                 | -                        |
| Other Incomes   | 11   |                    |                 | 18,70,66,954.00          |                 | 18,70,66,954.00          |
| <b>TOTAL (A)</b>  |      | -                  | -               | <b>4,29,04,67,910.00</b> |                 | <b>4,29,04,67,910.00</b> |
| <b>EXPENDITURE</b>  |      |                    |                 |                          |                 |                          |
| Staff Payments & Benefits                                       | 12   |                    |                 | 1,36,85,56,239.00        |                 | 1,36,85,56,239.00        |
| Academic Expenses   | 13   |                    |                 | 9,53,92,649.00           |                 | 9,53,92,649.00           |
| Admin & General Expenses  | 14   |                    |                 | 91,48,54,089.00          |                 | 91,48,54,089.00          |
| Transportation Expenses   | 15   |                    |                 | 67,21,092.00             |                 | 67,21,092.00             |
| Repairs & Maintenance   | 16   |                    |                 | 7,71,09,654.00           |                 | 7,71,09,654.00           |
| Finance Costs   | 17   |                    |                 | 1,17,43,604.00           |                 | 1,17,43,604.00           |
| Research and Development  |      |                    |                 | 61,85,94,331.00          |                 | 61,85,94,331.00          |
| Depreciation  | 6    |                    |                 | 14,53,41,903.00          |                 | 14,53,41,903.00          |
| <b>TOTAL (B)</b>  |      | -                  | -               | <b>3,23,83,13,561.00</b> |                 | <b>3,23,83,13,561.00</b> |
| <b>Balance Being Excess of Income over Expenditure (A-B)</b>    |      |                    |                 | 1,05,21,54,349.00        |                 | 1,05,21,54,349.00        |
| Transfer to/from Designated Fund                                |      |                    |                 |                          |                 | -                        |
| - Building / Development Fund                                   |      |                    |                 | 69,51,00,000.00          |                 | 69,51,00,000.00          |
| - Corpus Fund   |      |                    |                 | 1,99,00,000.00           |                 | 1,99,00,000.00           |
| <b>Balance Being Surplus/ (Deficit) Carried to General Fund</b> |      | -                  | -               | <b>33,71,54,349.00</b>   |                 | <b>33,71,54,349.00</b>   |

This is the Consolidated Income and Expenditure account prepared from standalone audited income and expenditure account of MGM Institute of Health Sciences , Navi Mumbai, MGM's Medical College and Hospitals, Kamothe, Navi Mumbai and MGM's Medical College and Hospitals, Aurangabad. Research expenditure incurred has been shown in respective heads in accounts, hence in order to consolidate it; the same is apportioned from these heads and shown under the head Research and Development .

PLACE : AURANGABAD

DATE : 30/09/2019

(M B KURUND)  
ACCOUNTANT

(DR. P G RAMESH)  
FINANCE OFFICER

(DR. S D DALVI)  
VICE CHANCELLOR

**Dr. Rajesh B. Goel**  
Registrar

FOR ASHOK PATIL & ASSOCIATES,  
CHARTERED ACCOUNTANTS,  
FIRM REG. No. 122045W



(SAURABH AGRAWAL)  
PARTNER  
M. No. 131312



**SCHEDULES FORMING PART OF BALANCE SHEET AS AT 31ST MARCH, 2019**

**SCHEDULE-1 CORPUS**

| PARTICULARS   | CURRENT YEAR           | PREVIOUS YEAR          |
|---|------------------------|------------------------|
| Balance As At The Beginning Of The Year                       | 23,01,00,000.00        | 18,51,00,000.00        |
| Add: Contributions Towards Corpus                             | 1,99,00,000.00         | 4,50,00,000.00         |
| Less: Asset Written Off During the Year Created Out of Corpus | -                      | -                      |
| <b>BALANCE AT THE YEAR-END</b>                                | <b>25,00,00,000.00</b> | <b>23,01,00,000.00</b> |

**SCHEDULE-2 GENERAL FUND**

| PARTICULARS  | CURRENT YEAR           | PREVIOUS YEAR       |
|--|------------------------|---------------------|
| Balance As At The Beginning Of The Year  | 26,74,147.00           | (27,41,42,333.00)   |
| Add: Contributions Towards General Fund  | -                      | -                   |
| Add: Balance of Net Income Transferred From the Income and Expenditure Account | 33,71,54,349.00        | 27,68,16,480.00     |
| <b>BALANCE AT THE YEAR-END</b>   | <b>33,98,28,496.00</b> | <b>26,74,147.00</b> |
| <b>ROUND OFF (Rs.)</b>   | <b>33,98,28,496.00</b> | <b>26,74,147.00</b> |

**SCHEDULE-3 DESIGNATED/EARMARKED FUNDS**

| PARTICULARS                                       | CURRENT YEAR             | PREVIOUS YEAR            |
|---|--------------------------|--------------------------|
| a) Opening Balance of the Funds                   | 3,53,30,55,524.44        | 2,66,39,99,879.98        |
| b) Additions to the Funds:                        | -                        | -                        |
| i. Donation/Grants                                | -                        | -                        |
| ii. Income from Investments Made of the Funds     | -                        | -                        |
| iii. Accrued Interest on Investments of the Funds | -                        | -                        |
| iv. Building / Development Fund                   | 69,51,00,000.00          | 84,50,00,000.00          |
| v. Other Additions (Students Aid Fund)            | 56,73,955.00             | 65,51,744.00             |
| vi. Indigent Patients Fund (IPF) :                | (1,61,57,032.58)         | 1,75,03,900.46           |
| <b>Total</b>                                      | <b>68,46,16,922.42</b>   | <b>86,90,55,644.46</b>   |
| <b>NET BALANCE AS AT THE YEAR-END (a+b)</b>       | <b>4,21,76,72,446.86</b> | <b>3,53,30,55,524.44</b> |
| <b>ROUND OFF TOTAL (Rs.)</b>                      | <b>4,21,76,72,447.00</b> | <b>3,53,30,55,525.00</b> |

**SCHEDULE-4 LOANS/BORROWINGS**

**4A -SECURED LOANS**

| PARTICULARS                        | CURRENT YEAR          | PREVIOUS YEAR          |
|------------------------------------|-----------------------|------------------------|
| 1. Central Government              |                       |                        |
| 2. State Government (Specify)      |                       |                        |
| 3. Financial Institutions          |                       |                        |
| a) Term Loans                      | -                     | -                      |
| b) Interest Accrued and Due        | -                     | -                      |
| 4. Banks:                          |                       |                        |
| a) Term Loans                      | 7,94,73,994.45        | 10,54,23,248.31        |
| b) Other Loans (specify)           |                       |                        |
| 5. Other Institutions and Agencies | -                     | -                      |
| 6. Debentures and Bonds            | -                     | -                      |
| 7. Others (Specify)                | -                     | -                      |
| <b>Total</b>                       | <b>7,94,73,994.45</b> | <b>10,54,23,248.31</b> |
| <b>ROUND OFF TOTAL (Rs.)</b>       | <b>7,94,73,995.00</b> | <b>10,54,23,249.00</b> |





**4B -UNSECURED LOANS**

----- Not Applicable -----

**SCHEDULE-5 CURRENT LIABILITIES & PROVISIONS**

| PARTICULARS  | CURRENT YEAR             | PREVIOUS YEAR          |
|--|--------------------------|------------------------|
| <b>A. CURRENT LIABILITIES</b>                          |                          |                        |
| 1. Deposits from Staff                                 |                          |                        |
| Staff Deposits   | 3,66,12,549.00           | 3,66,43,018.50         |
| 2. Deposits from Students/ Contractors & Others        |                          |                        |
| Hostel Deposit   | 16,68,000.00             | 15,18,000.00           |
| Laboratory Deposit                                     | 29,71,300.00             | 18,33,000.00           |
| Library Deposit  | 5,00,685.00              | 5,20,185.00            |
| Caution Money Deposit                                  | 9,67,22,200.00           | 6,34,64,000.00         |
| Other Deposit  | 2,64,79,838.88           | 2,07,21,174.00         |
| 3. Sundry Creditors                                    |                          |                        |
| a) For Goods & Services                                |                          |                        |
| Creditors for Purchases                                | 26,47,26,337.11          | 19,05,47,761.33        |
| Creditors for Assets                                   | 2,77,91,170.22           | 4,33,32,734.22         |
| Creditors for Expenses                                 | 13,10,67,779.39          | 12,12,94,447.52        |
| b) Others (Specify)                                    |                          |                        |
| 4. Advances Received                                   |                          |                        |
| Advance Fees from Students/ Patients                   | 6,80,37,542.30           | 4,38,68,894.35         |
| Advance Against Expenses                               | -                        | -                      |
| 5. Interest accrued But not Due on:                    |                          |                        |
| a) Secured Loans/Borrowings                            | -                        | -                      |
| b) Unsecured Loans/Borrowings                          | -                        | -                      |
| 6. Statutory Liabilities (GPF,TDS,WC TAX,CPF,GIS,NPS): |                          |                        |
| a) Overdue   | -                        | -                      |
| b) Others  |                          |                        |
| Professional Tax Payable                               | 4,30,925.00              | 4,19,750.00            |
| Provident Fund Payable                                 | 24,50,930.00             | 28,61,753.00           |
| TDS/ WCT TDS Payable                                   | 16,15,807.00             | 7,94,295.02            |
| 7. Other Current Liabilities                           |                          |                        |
| Payable to staff                                       | 53,16,11,132.25          | 4,74,64,463.00         |
| Payable to students                                    | 2,35,36,306.00           | 99,63,625.00           |
| Payable to Patients                                    | -                        | 1,66,530.00            |
| Payable to Allumni Association (Reg. Fees)             | 4,06,000.00              | -                      |
| Payable Others   | 3,12,65,182.40           | 24,67,02,731.82        |
| <b>TOTAL (A)</b>                                       | <b>1,24,78,93,684.55</b> | <b>83,21,16,362.76</b> |
| <b>B. PROVISIONS</b>                                   |                          |                        |
| 1. For Taxation  | -                        | -                      |
| 2. Gratuity  | 6,62,05,610.00           | 65,66,513.00           |
| 3. Superannuation/Pension                              | -                        | -                      |
| 4. Accumulated Leave Encashment                        | -                        | -                      |
| 5. Expenses Payable                                    | -                        | -                      |
| 6. Trade Warranties/Claims                             | -                        | -                      |
| <b>TOTAL (B)</b>                                       | <b>6,62,05,610.00</b>    | <b>65,66,513.00</b>    |
| <b>TOTAL (A+B)</b>                                     | <b>1,31,40,99,294.55</b> | <b>83,86,82,875.76</b> |
| <b>ROUND OFF TOTAL (Rs.)</b>                           | <b>1,31,40,99,295.00</b> | <b>83,86,82,876.00</b> |



**SCHEDULE-6 FIXED ASSETS**

| DESCRIPTION   | GROSS BLOCK                                |                           |                                | DEPRECIATION |                          |                        | NET BLOCK                |                            |
|---|--|---------------------------|--------------------------------|--------------|--------------------------|------------------------|--------------------------|----------------------------|
|   | Cost/Valuation As At Beginning of The Year | Additions During the Year | Cost/Valuation at the Year End | Rate of Dep. | Up to 01/04/2018         | For the Year           | Total up to the Year End | As at the Current Year End |
| <b>I. Land:</b>   |  |                           |                                |              |                          |                        |                          |                            |
| a) Freehold   | 3,99,83,800.00                             | 5,62,33,632.00            | 9,62,17,432.00                 | 0%           | -                        | -                      | -                        | 9,62,17,432.00             |
| b) Leasehold  | 85,27,472.67                               | -                         | 85,27,472.67                   | 0%           | -                        | -                      | -                        | 85,27,472.67               |
| <b>II. Building:</b>  |  |                           |                                |              |                          |                        |                          |                            |
| a) On Freehold Land   | 11,16,027.12                               | -                         | 11,16,027.12                   | 10%          | 10,64,228.12             | 5,180.00               | 10,69,408.12             | 46,619.00                  |
| b) On Leasehold Land  | 82,22,74,950.37                            | 9,07,19,743.00            | 91,29,94,693.37                | 10%          | 45,67,10,978.58          | 4,56,28,371.00         | 50,23,39,349.58          | 41,06,55,343.79            |
| c) Ownership Flats/ Premise   | 54,635.05                                  | -                         | -                              | 0%           | 50,277.05                | -                      | -                        | -                          |
| d) Superstructures on Land not Belonging to Educational institutions      | -  | -                         | -                              | -            | -                        | -                      | -                        | -                          |
| <b>III. Plants, Machinery &amp; Equipments (Office / Lab Equipments )</b> |  |                           |                                |              |                          |                        |                          |                            |
|   | 96,90,55,513.17                            | 8,37,38,809.00            | 1,05,27,94,322.17              | 15%          | 55,10,23,044.15          | 7,52,65,692.00         | 62,62,88,736.15          | 42,65,05,586.02            |
| <b>IV. Vehicles</b>   | 1,82,92,961.04                             | 1,82,87,894.00            | 3,55,65,884.04                 | 15%          | 1,27,84,916.38           | 35,69,391.00           | 1,63,54,307.38           | 2,01,37,885.66             |
| <b>V. Furniture/Fixtures/ Dead Stocks</b>                                 | 16,04,14,751.49                            | 98,18,124.00              | 17,02,32,875.49                | 10%          | 8,23,92,691.71           | 87,84,018.00           | 9,11,76,709.71           | 7,90,56,165.78             |
| <b>VI. Computer/Peripherals</b>   | 5,54,80,433.00                             | 73,68,456.00              | 6,28,48,889.00                 | 40%          | 4,83,86,981.80           | 57,84,763.00           | 5,41,71,744.80           | 86,77,144.20               |
| <b>VII. Electric Installations</b>  | 1,13,95,587.25                             | -                         | 1,13,95,587.25                 | 15%          | 71,77,156.25             | 6,32,765.00            | 78,09,921.25             | 35,85,666.00               |
| <b>VIII. Patents</b>  | -  | 2,29,554.00               | 2,29,554.00                    | 25%          | -                        | 57,389.00              | 57,389.00                | 1,72,165.00                |
| <b>IX. Library books</b>  | 4,56,81,031.42                             | 13,40,766.00              | 4,70,21,797.42                 | 40%          | 4,41,43,179.04           | 11,51,447.00           | 4,52,94,626.04           | 17,27,171.38               |
| <b>X. Lab Infrastructure</b>  | 44,04,010.00                               | -                         | 44,04,010.00                   | 10%          | 16,35,250.00             | 2,76,876.00            | 19,12,126.00             | 24,91,884.00               |
| <b>XI. Air Conditioners</b>   | 3,85,40,151.00                             | 3,99,000.00               | 3,89,39,151.00                 | 15%          | 2,06,78,229.00           | 27,39,138.00           | 2,34,17,367.00           | 1,55,21,784.00             |
| <b>XII. Solar Water Heater</b>  | 22,61,107.00                               | 33,46,678.00              | 56,07,785.00                   | 0%           | -                        | -                      | -                        | 56,07,785.00               |
| <b>XIII. Generator DG Set</b>   | 1,28,14,129.00                             | -                         | 1,28,14,129.00                 | 15%          | 82,79,616.19             | 6,80,177.00            | 89,59,793.19             | 38,54,335.81               |
| <b>XIV. Sewage Treatment Plant</b>  | 18,71,594.00                               | -                         | 18,71,594.00                   | 15%          | 15,78,891.00             | 43,905.00              | 16,22,796.00             | 2,48,798.00                |
| <b>XV. Central Gas System</b>   | 98,26,644.00                               | -                         | 98,26,644.00                   | 15%          | 48,77,690.00             | 7,42,343.00            | 56,20,033.00             | 42,06,611.00               |
| <b>A. Total of CURRENT YEAR</b>   | <b>2,20,19,94,798.00</b>                   | <b>27,14,82,656.00</b>    | <b>2,47,24,07,848.00</b>       |              | <b>1,24,08,26,779.00</b> | <b>14,53,41,903.00</b> | <b>1,38,60,94,307.00</b> | <b>1,08,72,51,112.00</b>   |
| <b>XVI. Capital Work-in -progress</b>                                     |  |                           |                                |              |                          |                        |                          |                            |
| Transfer to Assets  | 1,77,88,65,128.78                          | 5,61,54,468.24            | 1,83,50,19,597.02              | -            | -                        | -                      | -                        | 1,83,50,19,597.02          |
| <b>B. NET WORK-IN-PROGRESS</b>  | <b>1,77,88,65,128.78</b>                   | <b>5,61,54,468.24</b>     | <b>1,83,50,19,597.02</b>       |              | <b>-</b>                 | <b>-</b>               | <b>-</b>                 | <b>1,83,50,19,597.02</b>   |
| <b>TOTAL (A+B)</b>  | <b>3,98,08,59,926.78</b>                   | <b>32,76,37,124.24</b>    | <b>4,30,74,27,445.02</b>       |              | <b>1,24,08,26,779.00</b> | <b>14,53,41,903.00</b> | <b>1,38,60,94,307.00</b> | <b>2,92,22,70,709.02</b>   |
|   |  |                           |                                |              |                          |                        |                          | <b>2,74,00,76,796.78</b>   |





**SCHEDULE-7 CURRENT ASSETS**

| PARTICULARS  | CURRENT YEAR             | PREVIOUS YEAR            |
|--|--------------------------|--------------------------|
| <b>1. Stock:</b>   |                          |                          |
| a) Stores and Spares   | 51,60,828.00             | 50,90,841.53             |
| b) Loose Tools   | -                        | -                        |
| c) Publications  | -                        | -                        |
| <b>2. Sundry Debtors:</b>  |                          |                          |
| a) Debts Outstanding for a Period Exceeding Six Months                         | -                        | -                        |
| b) Others  | -                        | -                        |
| <b>3. Cash Balances in Hand (Including Cheques/Drafts and Imprest)</b>         |                          |                          |
| Cash in Hand   | 59,524.00                | 2,20,348.00              |
| <b>4. Bank Balances</b>  |                          |                          |
| <b>(to be Further Classified as Pertaining to Earmarked Fund of Otherwise)</b> |                          |                          |
| <b>a) With Scheduled Bank:</b>   |                          |                          |
| <b>-In Current / Savings Accounts</b>  |                          |                          |
| Punjab National Bank   | 21,55,473.80             | 28,08,067.10             |
| State Bank of India  | 71,77,758.61             | 17,43,825.77             |
| Standard Urban Co Op Bank  | 95,62,574.67             | 48,45,033.82             |
| The Saraswat Co op Bank  | 3,14,15,078.92           | 5,34,83,585.17           |
| Abhyudaya Bank   | 2,51,728.12              | 4,37,725.12              |
| Axis Bank  | 2,30,520.76              | 9,30,990.68              |
| Citi Bank  | 3,06,794.15              | 3,06,794.15              |
| Bank Of India  | 3,69,350.00              | 3,69,350.00              |
| Bank of Maharashtra  | 22,008.50                | 21,744.50                |
| B M C Bank   | -                        | 8,091.00                 |
| IDBI Bank  | 5,06,26,220.28           | 34,18,90,750.96          |
| ICICI Bank   | 2,10,326.09              | 2,10,326.09              |
| DCB Bank   | 9,52,578.45              | 26,34,117.45             |
| HDFC Bank  | 14,42,161.00             | 25,24,637.00             |
| State Bank of Hyderabad  | -                        | 8,28,405.00              |
| <b>-In term Deposit Accounts</b>   |                          |                          |
| FDRs   | 2,57,63,90,072.42        | 1,22,22,70,043.80        |
| <b>b) With Non-Schedules Banks:</b>  |                          |                          |
| - In Current Accounts  | -                        | -                        |
| - In Term Deposit Accounts   | -                        | -                        |
| - In Savings Accounts  | -                        | -                        |
| <b>5. Post Office-Savings Accounts</b>   | -                        | -                        |
| <b>TOTAL</b>   | <b>2,68,63,32,997.77</b> | <b>1,64,06,24,677.14</b> |
| <b>ROUND OFF TOTAL (Rs.)</b>   | <b>2,68,63,32,998.00</b> | <b>1,64,06,24,677.00</b> |

**SCHEDULE-8 LOANS, ADVANCES & DEPOSITS**

| PARTICULARS  | CURRENT YEAR | PREVIOUS YEAR |
|--|--------------|---------------|
| <b>1. Advances to Employees: (Non-Interest Bearing)</b>      |              |               |
| a) Salary  | 51,55,748.00 | 51,37,726.00  |
| b) Festival  | -            | -             |
| c) LTC   | -            | -             |
| d) Medical Advance   | -            | -             |
| e) Other (P F)   | -            | -             |
| <b>2. Long Term Advances to Employees:(Interest Bearing)</b> |              |               |
| a) Vehicle Loan  | -            | -             |
| b) Home Loan   | -            | -             |
| c) Other (to be Specified)                                   | -            | -             |





|  |                        |                        |
|--|------------------------|------------------------|
| <b>3. Advances and Other Amounts Recoverable in Cash or in Kind or for Value to be Received:</b> |                        |                        |
| <b>a) On Capital Account</b>   |                        |                        |
| <b>b) To Suppliers</b>   |                        |                        |
| Advance to Suppliers/ Contractors  | 7,69,59,964.33         | 4,03,07,851.03         |
| Advance Against Expenses   | 21,82,412.95           | 51,25,038.52           |
| <b>c) Other Institutions and Agencies</b>  |                        |                        |
| Alumni Association of MGM IHS  | 1,00,000.00            | -                      |
| <b>4. Prepaid Expenses</b>   |                        |                        |
| <b>a) Insurance</b>  |                        |                        |
| <b>b) Other Expenses (Rent for Flat &amp; Other)</b>   |                        |                        |
|  | 58,35,285.00           | 47,33,444.00           |
| <b>5. Deposits</b>   |                        |                        |
| a) Telephone   | 1,78,773.00            | 2,00,273.00            |
| b) Rent  | 1,02,15,000.00         | 1,02,30,000.00         |
| c) Electricity (MSEB)  | 1,08,61,437.00         | 1,08,61,437.00         |
| d) AICTE   | 15,10,000.00           | 15,00,000.00           |
| e) MCI   | 4,00,000.00            | 4,00,000.00            |
| f) Hostel Deposit  | -                      | 5,00,000.00            |
| g) Gas/ Oxygen Cylinder Deposit  | 2,96,575.00            | 2,66,400.00            |
| h) Others  | 25,09,703.18           | 10,91,313.21           |
| <b>6. Income Accrued:</b>  |                        |                        |
| <b>a) On Investment from Earmarked/Endowment Funds</b>   |                        |                        |
| <b>b) On Investments-Others</b>  |                        |                        |
| Accrued Interest on FDR  | 81,89,800.00           | 1,27,51,582.00         |
| <b>c) On Loans and Advances</b>  |                        |                        |
| <b>7. Other Receivable</b>   |                        |                        |
| <b>a) Debit Balance in Sponsored Projects</b>  |                        |                        |
| <b>b) Debit Balance in Fellowship &amp; Scholarship</b>  |                        |                        |
| <b>c) Grants Recoverable</b>   |                        |                        |
| <b>d) Others Receivables</b>   |                        |                        |
| Fees Receivable Students/ Patients/ Companies  | 22,94,15,412.44        | 20,49,14,267.58        |
| RGAY Fees Receivable   | 3,95,05,925.89         | 61,00,516.00           |
| TDS Receivable   | 1,11,37,909.00         | 57,66,878.00           |
| Income Tax Refund Receivable   | 1,17,23,921.00         | 74,64,663.00           |
| Others   | 17,62,92,657.94        | 1,18,82,932.96         |
| <b>8. Claims Receivable</b>  |                        |                        |
| <b>TOTAL</b>   | <b>59,24,70,524.73</b> | <b>32,92,34,322.30</b> |
| <b>ROUND OFF TOTAL (Rs.)</b>   | <b>59,24,70,525.00</b> | <b>32,92,34,323.00</b> |



**SCHEDULE-9 ACADEMIC RECEIPTS**

| PARTICULARS                  | CURRENT YEAR             | PREVIOUS YEAR            |
|------------------------------|--------------------------|--------------------------|
| <b>FEES FROM STUDENTS</b>    |                          |                          |
| Academic & Examinations Fees | 3,15,18,64,293.00        | 2,48,25,30,579.89        |
| <b>TOTAL (A)</b>             | <b>3,15,18,64,293.00</b> | <b>2,48,25,30,579.89</b> |
| <b>FEES FROM PATIENTS</b>    |                          |                          |
| Medical / Clinical Fees      | 95,15,36,663.00          | 82,03,91,770.55          |
| <b>TOTAL (B)</b>             | <b>95,15,36,663.00</b>   | <b>82,03,91,770.55</b>   |
| <b>GRAND TOTAL (A+B)</b>     | <b>4,10,34,00,956.00</b> | <b>3,30,29,22,350.00</b> |

**SCHEDULE-10 GRANTS & DONATIONS (Irrevocable Grants & Subsidies Received)**

----- Not Applicable -----

**SCHEDULE-11 OTHER INCOME**

| PARTICULARS  | CURRENT YEAR           | PREVIOUS YEAR         |
|--|------------------------|-----------------------|
| <b>A. Income from Land &amp; Building</b>                                |                        |                       |
| 1. Hostel Room Rent  | -                      | -                     |
| 2. Licence Fees  | -                      | -                     |
| 3. Hire Charges of Auditorium/Play Ground/Convention Centre, etc.        | -                      | -                     |
| 4. Electricity & Water Charges   | -                      | -                     |
| 5. Building Rent From Others   | 14,61,600.00           | 13,82,400.00          |
| 5. Rent From Doctors/ Staff  | -                      | -                     |
| <b>Total</b>   | <b>14,61,600.00</b>    | <b>13,82,400.00</b>   |
| <b>B. Sale of Institute's Publications</b>                               | -                      | -                     |
| <b>C. Income from Holding Events</b>                                     |                        |                       |
| 1. Gross Receipts from Annual Function/Sports Carnival                   | -                      | -                     |
| Less: Direct Expenditure Incurred on the Annual Function/Sports Carnival | -                      | -                     |
| 2. Gross Receipts from Fetes   | -                      | -                     |
| Less: Direct Expenditure Incurred on the Fetes                           | -                      | -                     |
| 3. Gross Receipts for Educational Tours                                  | -                      | -                     |
| Less: Direct Expenditure Incurred on the Tours                           | -                      | -                     |
| 4. Others (to be Specified and Separately Disclosed)                     | -                      | -                     |
| <b>Total</b>   | -                      | -                     |
| <b>D. Interest on Term Deposits:</b>                                     |                        |                       |
| a) With Scheduled Banks  | 17,25,09,447.96        | 9,70,83,960.12        |
| b) With Non-Scheduled Banks  | -                      | -                     |
| c) Others  | -                      | -                     |
| <b>Total</b>   | <b>17,25,09,447.96</b> | <b>9,70,83,960.12</b> |
| <b>E. Interest on Savings Accounts:</b>                                  |                        |                       |
| a) With Scheduled Banks  | 56,09,525.28           | 9,14,575.66           |
| b) With Non-Scheduled Banks  | -                      | -                     |
| c) With Institutions   | -                      | -                     |
| d) Others  | -                      | -                     |
| <b>Total</b>   | <b>56,09,525.28</b>    | <b>9,14,575.66</b>    |
| <b>F. Interest on Loans:</b>   |                        |                       |
| a) Employees/Staff   | -                      | -                     |
| b) Others  | -                      | -                     |
| <b>Total</b>   | -                      | -                     |
| <b>G. Interest on Debtors and Other Receivable</b>                       | -                      | -                     |



|  |                        |                        |
|--|------------------------|------------------------|
| <b>H. Others</b>   |                        |                        |
| 1. Income from Consultancy                                 | -                      | -                      |
| 2. HRA Received  | -                      | -                      |
| 3. Income from Royalty                                     | -                      | -                      |
| 4. Conference/Seminar/Workshop Fees                        | -                      | -                      |
| 5. Membership Fees from Constituent Colleges               | 25,00,000.00           | 25,00,000.00           |
| 6. Misc. Receipts  | 47,61,557.00           | 70,42,888.78           |
| 7. Profit on Sale/Disposal of Assets:                      | -                      | -                      |
| a) Owned Assets  | 1,54,838.00            | 10,650.00              |
| b) Assets Acquired Out of Grants, or Received Free of Cost | -                      | -                      |
| 8. Written Back Of Credit Balances                         | -                      | -                      |
| 9. Increase in Inventory                                   | 69,986.00              | -                      |
| <b>Total</b>   | <b>74,86,381.00</b>    | <b>95,53,538.78</b>    |
| <b>GRAND TOTAL (A+B+C+D+E+F+G+H)</b>                       | <b>18,70,66,954.00</b> | <b>10,89,34,475.00</b> |

#### **SCHEDULE- 12 STAFF PAYMENTS & BENEFITS**

| PARTICULARS                                      | CURRENT YEAR             | PREVIOUS YEAR            |
|--|--------------------------|--------------------------|
| Employers Contribution to Provident Fund         | 3,03,25,563.00           | 2,81,43,170.00           |
| Overtime, Allowances and Bonus                   | 13,54,765.00             | 22,82,860.00             |
| Fellowship to PHD Students                       | 4,86,144.00              | 25,667.00                |
| Gratuity Expenses                                | 13,56,28,833.00          | 2,50,59,127.00           |
| Honorarium/Remuneration Expenses                 | 37,06,729.00             | 24,13,649.00             |
| Salaries and Wages                               | 1,31,75,93,720.25        | 81,82,22,630.00          |
| Students Stipends                                | 21,40,68,809.00          | 20,12,19,371.00          |
| Staff Quarter Rent Expenses                      | 31,27,605.00             | 32,50,441.00             |
| Staff Welfare Expenses                           | 44,03,131.00             | 46,07,352.00             |
| <b>TOTAL</b>                                     | <b>1,71,06,95,299.25</b> | <b>1,08,52,24,267.00</b> |
| Expenditures related to Research and Development | 34,21,39,060.00          | 21,70,44,853.00          |
| <b>TOTAL</b>                                     | <b>1,36,85,56,239.00</b> | <b>86,81,79,414.00</b>   |

#### **SCHEDULE-13 ACADEMIC EXPENSES**

| PARTICULARS                                      | CURRENT YEAR           | PREVIOUS YEAR         |
|--|------------------------|-----------------------|
| Admission Expenses                               | 82,518.00              | 2,77,443.00           |
| Affiliation Fees                                 | 8,67,200.00            | 10,95,185.40          |
| Building Rent                                    | 41,28,384.00           | 40,15,344.00          |
| Clinical Expenses                                | 2,34,300.00            | 1,66,952.00           |
| Convocation Expenses                             | 20,63,229.00           | 5,03,384.00           |
| Examination Expenses                             | 1,17,00,736.00         | 1,30,63,830.00        |
| Functions & Programmes Expenses                  | 74,42,305.00           | 23,89,361.00          |
| Inspection / Accreditation (NAAC) Fees/NABH      | 8,90,634.00            | 20,44,163.00          |
| Journals & News Paper & Periodicals              | 1,08,45,432.00         | 61,16,991.30          |
| Membership Fees                                  | 27,10,000.00           | 27,00,000.00          |
| Proposal Fees Expenses                           | -                      | 10,15,000.00          |
| Seminar/Workshop/ Conference                     | 43,81,017.00           | 50,52,731.89          |
| Scholarship/Freeship                             | 6,56,46,500.00         | 4,80,14,500.00        |
| Students Welfare Expenses                        | 82,48,556.00           | 50,18,913.00          |
| <b>TOTAL</b>                                     | <b>11,92,40,811.00</b> | <b>9,14,73,798.59</b> |
| Expenditures related to Research and Development | 2,38,48,162.00         | 1,82,94,760.00        |
| <b>TOTAL</b>                                     | <b>9,53,92,649.00</b>  | <b>7,31,79,039.00</b> |





**SCHEDULE-14 ADMINISTRATIVE AND GENERAL EXPENSES**

| PARTICULARS                                      | CURRENT YEAR             | PREVIOUS YEAR          |
|--|--------------------------|------------------------|
| Advertisement and Publicity                      | 30,57,794.00             | 42,05,833.00           |
| Charity Expenses                                 | 19,86,19,533.00          | 16,91,51,999.00        |
| Diet Charges                                     | 86,48,889.00             | 67,44,072.00           |
| Electricity and Power                            | 20,68,13,445.00          | 7,08,28,149.00         |
| Guest House Expenses                             | 6,45,019.00              | 4,783.00               |
| Garden Expenses                                  | 17,14,513.00             | 20,47,665.00           |
| Insurance Charges                                | 11,20,266.00             | 8,36,893.00            |
| LBT Expenses                                     | -                        | 56,50,329.00           |
| Oxygen Cylinder Expenses                         | 69,85,724.00             | 1,14,98,899.00         |
| Legal & Professional Charges                     | 81,91,901.00             | 57,93,155.00           |
| Linen Expenses                                   | 28,31,824.00             | 19,59,860.00           |
| Medicine Expenses                                | 22,40,41,909.35          | 17,41,27,070.84        |
| Meeting Expenses                                 | 13,65,416.00             | 11,79,070.00           |
| Camp Expenses                                    | 33,83,603.00             | 27,04,261.00           |
| Office & Misc Expenses                           | 34,19,199.93             | 18,50,599.00           |
| Photocopy Expenses                               | 3,18,398.00              | 5,35,613.00            |
| Property Tax                                     | 2,81,64,908.00           | 30,61,231.00           |
| Printing & Stationary                            | 2,09,17,324.00           | 1,88,26,661.00         |
| Registration, Licence & Renewal Expenses         | 30,39,511.00             | 9,35,192.00            |
| Remuneration to Auditors                         | 28,47,340.00             | 23,93,040.00           |
| Shares to Visiting Doctors                       | 6,13,86,942.00           | 3,18,12,150.00         |
| Security Guard Expenses                          | 3,20,27,754.00           | 2,27,81,003.00         |
| Sports & Playground Expenses                     | 44,063.00                | 46,388.00              |
| Surgical Expenses                                | 2,73,55,711.00           | 3,12,84,257.00         |
| Stores & Consumable Expenses                     | 1,54,455.00              | 5,85,950.00            |
| Postage, Telephone and Internet Charges          | 27,50,716.37             | 33,23,939.60           |
| Travelling and Conveyance Expenses               | 51,89,305.55             | 1,20,18,661.75         |
| Washing & Cleaning Expenses                      | 13,38,66,574.00          | 10,54,51,139.00        |
| Water Charges                                    | 84,68,520.00             | 57,47,516.00           |
| Lab & Department Expenses                        | 14,61,97,053.00          | 11,02,73,936.58        |
| Decrease in Inventory                            | -                        | 9,26,365.49            |
| <b>TOTAL</b>                                     | <b>1,14,35,67,611.20</b> | <b>80,85,85,681.26</b> |
| Expenditures related to Research and Development | 22,87,13,522.00          | 16,17,17,136.00        |
| <b>TOTAL</b>                                     | <b>91,48,54,089.00</b>   | <b>64,68,68,545.00</b> |

**SCHEDULE-15 TRANSPORTATION EXPENSES**

| PARTICULARS                                      | CURRENT YEAR        | PREVIOUS YEAR       |
|--|---------------------|---------------------|
| 1. Vehicles (Owned by Educational Institution)   |                     |                     |
| a) Running Expenses (Petrol/ Diesel /Toll Tax)   | 71,16,979.68        | 59,86,424.97        |
| b) Repairs & Maintenance                         | 9,29,957.00         | 14,87,716.50        |
| c) Vehicle Taxes, Insurance & Expenses           | 3,54,428.60         | 18,53,094.00        |
| 2. Vehicles Taken on Rent/ Lease                 |                     |                     |
| a) Rent/Lease Expenses                           | -                   | -                   |
| <b>TOTAL</b>                                     | <b>84,01,365.28</b> | <b>93,27,235.47</b> |
| Expenditures related to Research and Development | 16,80,273.00        | 18,65,447.00        |
| <b>TOTAL</b>                                     | <b>67,21,092.00</b> | <b>74,61,788.00</b> |



**SCHEDULE-16 REPAIRS & MAINTENANCE**

| PARTICULARS                                      | CURRENT YEAR          | PREVIOUS YEAR         |
|--|-----------------------|-----------------------|
| Building & Infrastructure                        | 3,34,93,032.00        | 3,52,87,922.50        |
| Campus   | 12,790.00             | 70,83,618.00          |
| Computers & Software                             | 34,43,315.00          | 44,42,240.00          |
| Electricals                                      | 1,37,77,824.00        | 93,92,822.00          |
| Equipment & Instruments                          | 3,36,51,927.50        | 3,11,24,708.80        |
| Furniture & Fixture                              | 48,84,793.00          | 55,98,420.00          |
| Others   | 71,23,385.00          | 27,44,524.00          |
| <b>TOTAL</b>                                     | <b>9,63,87,066.50</b> | <b>9,56,74,255.30</b> |
| Expenditures related to Research and Development | 1,92,77,413.00        | 1,91,34,851.00        |
| <b>TOTAL</b>                                     | <b>7,71,09,654.00</b> | <b>7,65,39,404.00</b> |

**SCHEDULE-17 FINANCE COSTS**

| PARTICULARS                                      | CURRENT YEAR          | PREVIOUS YEAR         |
|--|-----------------------|-----------------------|
| a) Interest on Fixed Loans                       | 1,15,76,561.68        | 81,51,497.28          |
| b) Bank Charges/ Financial Charges               | 31,02,943.28          | 51,26,438.55          |
| <b>TOTAL</b>                                     | <b>1,46,79,504.96</b> | <b>1,32,77,935.83</b> |
| Expenditures related to Research and Development | 29,35,901.00          | 26,55,587.00          |
| <b>TOTAL</b>                                     | <b>1,17,43,604.00</b> | <b>1,06,22,349.00</b> |

PLACE : AURANGABAD

DATE : 30/09/2019

(M B KURUND)  
ACCOUNTANT(DR. P G RAMESH)  
FINANCE OFFICER(DR. S D DALVI)  
VICE CHANCELLORFOR ASHOK PATIL & ASSOCIATES,  
CHARTERED ACCOUNTANTS,  
FIRM REG. No. 122045W(SAURABH AGRAWAL)  
PARTNER  
M. No. 131312Dr. Rajesh B. Goel  
Registrar