



MGM INSTITUTE OF HEALTH SCIENCES

(Deemed to be University u/s 3 of UGC Act, 1956)
Sector-01, Kamothe, Navi Mumbai - 410 209

2.5.4: Snap shots of EMS used by the institution

1. Online Registration for Students
2. Online Hall Ticket Generation process
3. Online CAP process
4. Online Registration for Examination

Online Registration for Students

STEP -1

1. Student will start the registration for Examination
2. student will create login credentials

The screenshot shows the 'New Student Registration' form on the MGM website. The form is titled 'New Student Registration' and has a close button (X). It contains the following fields and buttons:

- Enter Permanent Registration Number (PRN):** A text input field with the value '11630118001'.
- Date Of Birth:** A date picker showing '11/01/1998'.
- Enter Mobile No.:** A text input field.
- Enter OTP:** A text input field with a 'Send OTP' button next to it.
- Enter Email Id:** A text input field.
- Enter OTP:** A text input field with a 'Send OTP' button next to it.

Below the form, there is a 'LOGIN' button and a 'Forget Password' link. A note at the bottom states: 'Clearly scanned latest passport size photograph (3.5cms x 4.5cms), signature impression; all in .jpeg format.'

STEP -2

1. After login in application student will enter personal details, upload photo and signature, Select optional subjects (If applicable) along with compulsory subject in admission form
2. Student will click on submit.

The screenshot shows the MGM website's admission form after login. The form is titled 'MGM' and has a navigation bar with links: Masters, Session Masters, Eligibility Master, Assignment, Approval, Transaction, Report, Uploads, Logout. The form contains the following fields and buttons:

- Do You Have Non Creamy Layer Certificate?*** A dropdown menu with 'Select'.
- Special Reservation*** A dropdown menu with 'DEF', 'PWD', 'HA', 'MKB', and 'OTHERS'.
- Other Reservation Details*** A text input field with 'Not Mentioned'.
- Type of Quota*** A dropdown menu with 'Select'.
- Name of HSC / CBSE / ICSE Board*** A dropdown menu with 'CBSE'.
- CET Type*** A dropdown menu with 'NEET'.
- CET Marks*** A text input field with '286'.
- CET Percentile*** A text input field with '84.00'.
- Marks in English*** A text input field with '93'.
- Marks in Urdu / Arabic / Parshian*** A text input field with '0'.
- Marks in Physics*** A text input field with '87'.
- Marks in Chemistry/Math/Comp. Sci. (BASLP)*** A text input field with '95'.
- Marks in Biology / Maths(BP&O)*** A text input field with '85'.
- Total Marks*** A text input field with '267'.
- Registration & Eligibility Fee*** A text input field with '0'.
- Other Details, If Any** A text input field with 'Enter Other Details If Any'.

Below the form, there is a photo of a student and a signature.

Online Hall Ticket Generation process

Universtiy Level

- Open examination session

College Level




- Dean/Principal of college will enter course wise, student wise, subject wise attendance data.
- After approval of Internal Assessment, Tuition Fee & Thesis data from college. Application will generate exam form and post in student login.

Student Level

- Student can click on submit button and pay fees online.

University Level

- Approval of payment of examination fee from Accounts department
- Admin user can click on allow or disallow check box to download hall ticket in student login.
- After seat number generation application will generate hall ticket data and post in admin login.

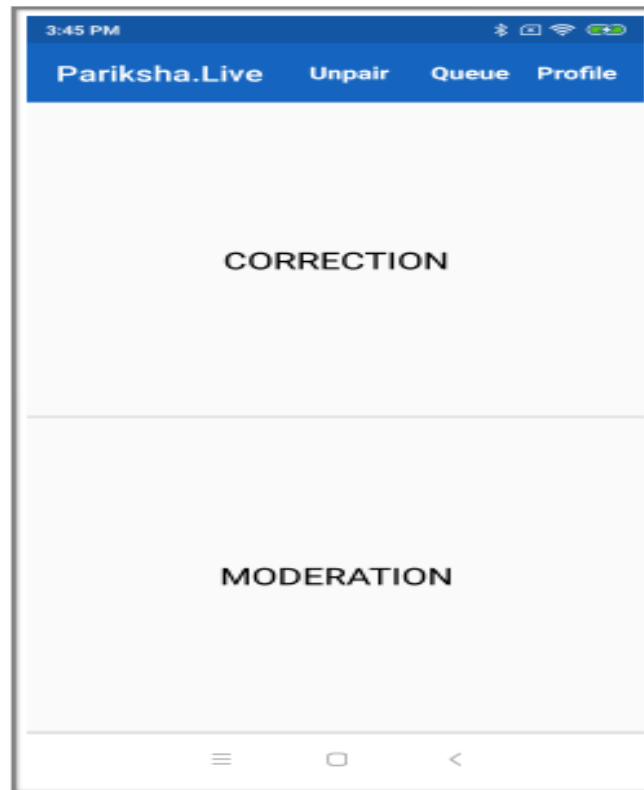
		MGM INSTITUTE OF HEALTH SCIENCES, NAVI MUMBAI		
Academic Year	Name Of Examination	Course	Branch	Exam
Second Half 2018-2019	Summer Phase - 2 UG SUPPLEMENTARY EXAMINATION	Bachelor of Medicine & Bachelor of Surgery	N	Third Year M. B. B. S. - Part - I I
College Name :	MGM MEDICAL COLLEGE AURANGABAD			
Candidate's Name		PR No.	Seat No.	Gender
AKSHAT AJAY MISHRA		21410100054	1034002078	Male
Subject Name		Exam Date	Exam Time	
1. General Medicine I & II - Paper - 1		05-03-2019	10:00 AM To 01:00 PM	
2. General Medicine I & II - Paper - 2		06-03-2019	10:00 AM To 01:00 PM	
3. General Surgery I & II - Paper - 1		06-03-2019	10:00 AM To 01:00 PM	
4. General Surgery I & II - Paper - 2		09-03-2019	10:00 AM To 01:00 PM	
5. Obstetrics and Gynaecology I & II - Paper - 1		11-03-2019	10:00 AM To 12:30 PM	
6. Obstetrics and Gynaecology I & II - Paper - 2		12-03-2019	10:00 AM To 12:30 PM	
Signature Of Principal Of The College :			Candidate's Signature :	
Note : Candidate must preserve and produce this card at each session of the examination, without which admission to the examination may be disallowed.			Print Date :	02-03-2019 07:03:31 PM

INSTRUCTIONS


1. Write your seat number clearly in the specified space on answer books.
2. Use only black / blue ink or ball point pen to write answers.
3. Please surrender your SWITCHED OFF Cell phones at entry point into the Examination Hall. Mobile phone, pagers, Bluetooth or any other such communication devices are not allowed in the examination premises and in the adjacent area.
4. Students must not wear apron, full sleeves, ear rings, wearable electronic devices / watches, socks and full shoes Chappals allowed.
5. Any deviation amounted to misconduct attracting disciplinary action according to MGMIHS examination Rule.

Online CAP process

- 1.. Login with the credentials provided to you in the mobile phone.
2. Flip the answer booklet and place it on the writing pad.
3. Click on the Evaluation Type on the Menu Screen.
 1. Correction - If the paper is being evaluated for the first time.
 2. Moderation - If the paper is being evaluated for the moderation as instructed by the university.
 3. Revaluation - If the paper is being evaluated for the revaluation as instructed by the university.



4. Scan the barcode on the answer sheet.



5. Pair your writing pad via bluetooth if not paired. (Required only once. Follow the instructions on the screen).

6. Fill the two circles provided in your respective area.

7. Start evaluating the paper and write the marks in the appropriate column.

ANSWER SHEET

Name of Examination : _____ Section : _____

Subject : _____

Subject Code : _____ Paper : _____ B. No. : _____ S.No. : _____

Que	A	B	C	D	E	F	G	H	I	J	Total
1	1	2	3	4							
2											
3				5	6	7	8				

8. Click on the Done button once evaluation is complete.

3:46 PM

📶 📺 🔊 🔋

Pariksha.Live

DONE

ANSWER SHEET

Name of Examinations : _____ Section : _____

Subject : _____

Question Code	Page :				B. No.				S. No.				Total
Ques	A	B	C	D	E	F	G	H	I	J	K	L	M
1	1	2	3	4									
2					5	6	7	8					
3													
4													
5									9	10	11	12	
6													
7													
8													
Marked for review :												TOTAL	30

Signature _____

ANSWER SHEET

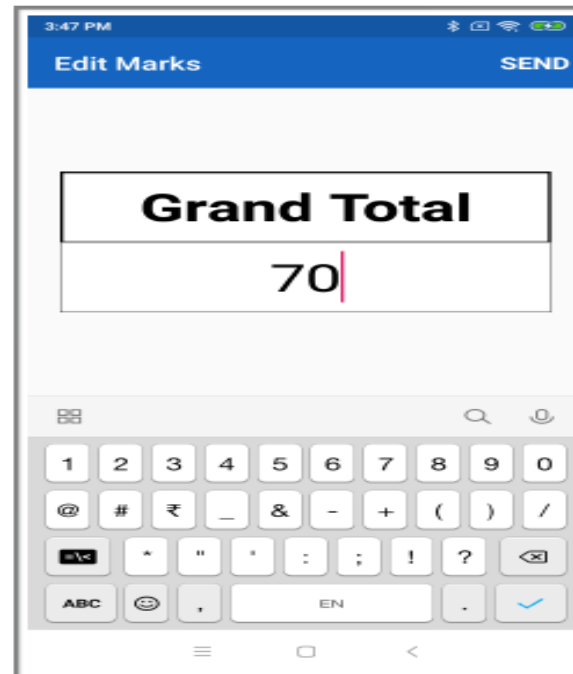
Name of Examinations : _____ Section : _____

Subject : _____

Question Code	Page :				B. No.				S. No.				Total
Ques	A	B	C	D	E	F	G	H	I	J	K	L	M
1													
2													
3													
4													
5													
6													
7													
8													
Marked for review :												TOTAL	

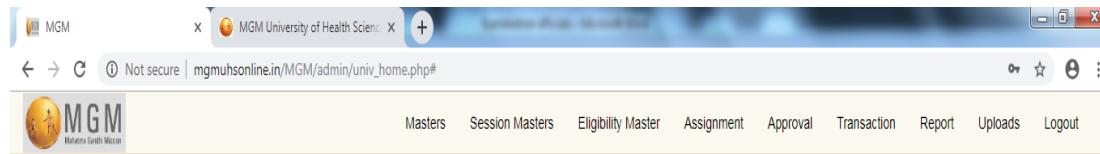
Signature _____

9. Edit or Verify the Grand total written on the answer sheet.
10. Click the send button to save and send the result successfully.

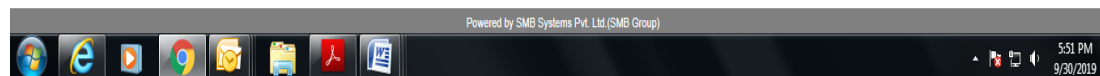


The screenshot shows a mobile application interface. At the top, a blue header bar contains the text "Edit Marks" on the left and a "SEND" button on the right. The status bar at the very top shows the time "3:47 PM" and various system icons. Below the header, there is a large white rectangular box with a black border. Inside this box, the text "Grand Total" is displayed in a bold, black font. Below "Grand Total", the number "70" is entered, followed by a red vertical cursor line. At the bottom of the screen, a standard numeric keypad is visible, featuring numbers 0-9, symbols like @, #, ₹, %, &, -, +, (,), /, and a blue checkmark button. The bottom of the screen also shows the Android navigation bar with three icons: a square, a circle, and a triangle.

Online Registration for Examination




WELCOME TO
MGM INSTITUTE OF HEALTH SCIENCES, NAVI MUMBAI (MGM)



MGM

MGM University of Health Sciences

← → ↻ ⓘ Not secure | mgmuonline.in/MGM/admin/AttendMaster.php# ☆ ⓘ ⋮

MGM
Maternity Health Mission

MastersSession MastersEligibility MasterAssignmentApprovalTransactionReportUploadsLogout

Attendance / Internal Assessment Criteria Master

Attendance Level

Academic Year

Name of Examination

Faculty

Course

Branch

Subject Level

2018-2019

Summer Phase - 1 PG EXA

Medicine

Bachelor of Medicine & Baci

N

Exam


First Year M. B. B. S.

Save Eligibility Criteria

Back

No.	Subject Name	Subject Attendance (%)	Internal Assessment (%)
1	Anatomy I & II	<input type="text"/>	<input type="text"/>
2	Physiology I & II	<input type="text"/>	<input type="text"/>
3	Biochemistry I & II	<input type="text"/>	<input type="text"/>

Powered by SMB Systems Pvt. Ltd (SMB Group)



5:51 PM
9/30/2019

Exam Time Table

Academic Year: 2019-2020
 Name of Examination: 104 BPO - Under Testing
 Faculty: Prosthetic & Orthotics
 Course: BACHELOR IN PROSTHET
 Branch: N
 Exam: FIRST YEAR BPO

Save Back

Sr No.	Subject	Paper	Date	Start Time	End Time
1	ANATOMY	Not Applicable	06/17/2019	10:00 AM	01:00 PM
2	PHYSIOLOGY	Not Applicable	06/18/2019	10:00 AM	01:00 PM
3	WORKSHOP TECHNOLOGY AND MATERIAL SCIENCE	Not Applicable	06/19/2019	10:00 AM	01:00 PM
4	APPLIED MECHANICS AND STRENGTH MATERIALS	Not Applicable	06/20/2019	10:00 AM	01:00 PM
5	BIOMECHANICS-I	Not Applicable	06/21/2019	10:00 AM	01:00 PM
6	BASIC ELECTRONIC	Not Applicable	06/22/2019	10:00 AM	01:00 PM
7	PROSTHETIC SCIENCE I	Not Applicable	06/24/2019	10:00 AM	01:00 PM
8	ORTHOTIC SCIENCE I	Not Applicable	06/25/2019	10:00 AM	01:00 PM

MGM University of Health Sciences

mgmuonline.in/MGM/admin/StudWrkFlwList.php#

MGM

Masters Session Masters Eligibility Master Assignment Approval Transaction Report Uploads Logout

Student List

Academic Year: 2019-2020
 Name of Examination: 104 BPO - Under Testing
 Faculty: Prosthetic & Orthotics
 Course: BACHELOR IN PROSTHE...
 College: MGM UNIVERSITY DEPARTMENT OF PROSTHETICS AND ORT...

Branch: N
 Exam: FIRST YEAR BPO
 Workflow Type: Exam Form For Eligible Stu
 Back

No.	PRN No.	Seat No.	Candidate Name	College	Exam	Subjects	Status
1	11810600013	1104005021	THEVARKATTIL SNEHA SUNILKUMAR	5	FIRST YEAR BPO	ANATOMY PHYSIOLOGY WORKSHOP TECHNOLOGY AND MATERIAL SCIENCE APPLIED MECHANICS AND STRENGTH MATERIALS BIOMECHANICS-I BASIC ELECTRONIC PROSTHETIC SCIENCE I ORTHOTIC SCIENCE I	Approved By Admin
2	11710600006	1104005011	SHINDE NAMRATA NAGESH	5	FIRST YEAR BPO	WORKSHOP TECHNOLOGY AND MATERIAL SCIENCE BIOMECHANICS-I BASIC ELECTRONIC PROSTHETIC SCIENCE I	Approved By Admin
3	11710600003	1104005009	KHATRI AFRA EBRAHIM	5	FIRST YEAR BPO	ANATOMY BIOMECHANICS-I	Approved By Admin
4	11710600004	1104005010	KUMAR ABHINAV	5	FIRST YEAR BPO	WORKSHOP TECHNOLOGY AND MATERIAL SCIENCE ORTHOTIC SCIENCE I	Approved By Admin
5	11810600023	1104005018	BIDRE VIGHNESH GUNDU	5	FIRST YEAR BPO	ANATOMY PHYSIOLOGY WORKSHOP TECHNOLOGY AND MATERIAL SCIENCE APPLIED MECHANICS AND STRENGTH MATERIALS BIOMECHANICS-I BASIC ELECTRONIC PROSTHETIC SCIENCE I ORTHOTIC SCIENCE I	Approved By Admin
6	11810600022	1104005012	ABUTHALIB S	5	FIRST YEAR	ANATOMY PHYSIOLOGY WORKSHOP TECHNOLOGY AND MATERIAL SCIENCE BASIC ELECTRONIC PROSTHETIC SCIENCE I ORTHOTIC SCIENCE I	Approved By Admin

Powered by SMB Systems Pvt. Ltd (SMB Group)

5:33 PM
9/30/2019

Dr. Rajesh B. Goel
 Registrar
 MGM Institute of Health Sciences
 (Deemed University u/s 3 of UGC Act 1956)
 Navi Mumbai- 410 209