

Mahatma Gandhi Mission
Medical College & Hospital
Sector - 1, Kamothe, Navi Mumbai - 410 209.
Tel No.: 022-27432471, 27432994, Fax No.: 022-27431094
DEPARTMENT OF SKILLS LAB
MGM SKILLS LAB INVENTORY

2.3.2 List of clinical skill training models/ Equipments						
Sr.No.	Name of the Equipment	Quantity	Asset Coding	Serial No	Company Name	Campus
1	ECG Stimulator	3	MGM/KAM/SKILL LAB/-01	1518		Navi Mumbai
			MGM/KAM/SKILL LAB/02	1519		
			MGM/KAM/SKILL LAB/03	1418		
2	AED Trainer	7	MGM/KAM/SKILL LAB/AED-01	H747049	PHILIPS India PVT.LTD	
			MGM/KAM/SKILL LAB/AED-02	H747050	PHILIPS India PVT.LTD	
			MGM/KAM/SKILL LAB/AED-03	H851506	PHILIPS India PVT.LTD	
			MGM/KAM/SKILL LAB/AED-04	F603030	PHILIPS India PVT.LTD	
			MGM/KAM/SKILL LAB/AED-05	H851505	PHILIPS India PVT.LTD	
			MGM/KAM/SKILL LAB/AED-06	H851503	PHILIPS India PVT.LTD	
			MGM/KAM/SKILL LAB/AED-07	H851504	PHILIPS India PVT.LTD	
3	Ventilator	2	MGM/KAM/SKILL LAB/VENT-01		SWASA	
			MGM/KAM/SKILL LAB/VENT-02		SWASA	
4	Blood Pressure Trainer	1	MGM/KAM/SKILL LAB/BP-01			
5	AMBU Bag	8	MGM/KAM/SKILL LAB/-01			
		4 Adult	MGM/KAM/SKILL LAB/-02			
		4 Pediatric	MGM/KAM/SKILL LAB/-03			
			MGM/KAM/SKILL LAB/-04			
			MGM/KAM/SKILL LAB/-05			
			MGM/KAM/SKILL LAB/-06			
			MGM/KAM/SKILL LAB/-07			
			MGM/KAM/SKILL LAB/-08			
6	Defibrillator	2	MGM/KAM/SKILL LAB/-01			
			MGM/KAM/SKILL LAB/-02			
7	Little Anne	1	MGM/KAM/SKILL LAB/LA-01		Laerdal	
8	Baby Anne	3	MGM/KAM/SKILL LAB/BA-01			
			MGM/KAM/SKILL LAB/BA-02			
			MGM/KAM/SKILL LAB/BA-03		Laerdal	
9	Rescui Anne QCPR full body with skill guide	1	MGM/KAM/SKILL LAB/ RA-01		Laerdal	

DIRECTOR
MGM SKILLS LAB



DIRECTOR
MGM SKILLS LAB

10	Rescui Anne Advanced Skill Trainer	1	MGM/KAM/SKILL LAB/ RA1-01		Laerdal	Navi Mumbai
11	Laerdal airway managemente trainer	2	MGM/KAM/SKILL LAB/ AW-01		Laerdal	
			MGM/KAM/SKILL LAB/ AW-02			
12	Multivenous IV training Arm	1	MGM/KAM/SKILL LAB/ AT-01		Laerdal	
13	Blood pressure training Arm	1	MGM/KAM/SKILL LAB/ BPA-01		Laerdal	
14	IV Torso	1	MGM/KAM/SKILL LAB/ IVT-01		Laerdal	
15	Cricothyrotomy Model	1	MGM/KAM/SKILL LAB/ CRIC-01		Laerdal	
16	Sim Man 3 G	1	MGM/KAM/SKILL LAB/ MAN-01		Laerdal	
17	Sim Pad System	1	MGM/KAM/SKILL LAB/ SIM-01		Laerdal	
18	AED Trainer	3	MGM/KAM/SKILL LAB/ AED-01		Laerdal	
19	Pocket Mask	5	MGM/KAM/SKILL LAB/PKT/01			
			MGM/KAM/SKILL LAB/PKT/02			
			MGM/KAM/SKILL LAB/PKT/03			
			MGM/KAM/SKILL LAB/PKT/04			
			MGM/KAM/SKILL LAB/PKT/05			
20	Bag Mask, Adult	2	MGM/KAM/SKILL LAB/BMAD/01			
			MGM/KAM/SKILL LAB/BMAD/02			
21	Bag Mask, Child	3	MGM/KAM/SKILL LAB/BMCH/01			
			MGM/KAM/SKILL LAB/BMCH/02			
			MGM/KAM/SKILL LAB/BMCH/03			
22	Laryngoscope	2	MGM/KAM/SKILL LAB/LAR/01			
			MGM/KAM/SKILL LAB/LAR/02			
23	Laryngeal Mask Airway	2	MGM/KAM/SKILL LAB/LM/01			
			MGM/KAM/SKILL LAB/LM/02			
24	Nasopharyngeal Airway	2	MGM/KAM/SKILL LAB/NA/01			
			MGM/KAM/SKILL LAB/NA/02			
25	Oropharyngeal Airway	2	MGM/KAM/SKILL LAB/OA/01			
			MGM/KAM/SKILL LAB/OA/02			

Signature
 INCHARGE
 MGM SKILLS LAB
 DATE: / /



DIRECTOR
 MGM SKILLS LAB
 DATE: / /

EQUIPMENTS IN SKILL LAB



MGM MEDICAL COLLEGE, N-5 CIDCO, AURANGABAD
MEDICAL EDUCATION & SKILL DEVELOPMENT UNIT

Sr.No.	Name of the Equipment	Qty.	Asset Coding	Serial No	Company Name
1	Little Anne	1	MGM/AUR/SKILL LAB/-01	120-01850	Laerdal
2	Baby Anne	1	MGM/AUR/SKILL LAB/-02	5000	Laerdal
3	Rescui Anne QCPR full body with skill guide	1	MGM/AUR/SKILL LAB/-03	171-01250 + 17030050	Laerdal
4	Rescui Anne Advanced Skill Trainer	1	MGM/AUR/SKILL LAB/-04	151-20033	Laerdal
5	Laerdal airway managemente trainer	1	MGM/AUR/SKILL LAB/-05	250000	Laerdal
6	Paediatric intubation trainer	1	MGM/AUR/SKILL LAB/-06	255-00001	Laerdal
7	Neonatal intubation trainer	1	MGM/AUR/SKILL LAB/-07	250-00101	Laerdal
8	Multivenous IV training Arm	1	MGM/AUR/SKILL LAB/-08	270-00001	Laerdal
9	Paediatric IV Training Arm	1	MGM/AUR/SKILL LAB/-09	375-70001	Laerdal
10	Arterial Arm Stick	1	MGM/AUR/SKILL LAB/-10	375-80001	Laerdal
11	IV Toso	1	MGM/AUR/SKILL LAB/-11	90019	Laerdal
12	Blood pressure training Arm	1	MGM/AUR/SKILL LAB/-12	375-40501	Laerdal
13	Nursing Anne simpad Capable	1	MGM/AUR/SKILL LAB/-13	325-05050	Laerdal
14	Sim Pad System	1	MGM/AUR/SKILL LAB/-14	200-30033	Laerdal
15	Prompt Birthing Simulator	1	MGM/AUR/SKILL LAB/-15	376-0050	Laerdal
16	New Born Anne	1	MGM/AUR/SKILL LAB/-16	220-25050	Laerdal
17	Sim Man 3 G	1	MGM/AUR/SKILL LAB/-17	212-01133	Laerdal
18	AED Trainer	1	MGM/AUR/SKILL LAB/-18		
19	Cricothyrotomy	1	MGM/AUR/SKILL LAB/-19		
20	AMBU Bag	2 Pediatric	MGM/AUR/SKILL LAB/Paeds ambu/01		
21	AMBU Bag		MGM/AUR/SKILL LAB/Paeds ambu/02		
22	AMBU Bag	8 Adult	MGM/AUR/SKILL LAB/Adult ambu/01		
23	AMBU Bag		MGM/AUR/SKILL LAB/Adult ambu/02		
24	AMBU Bag		MGM/AUR/SKILL LAB/Adult ambu/03		
25	AMBU Bag		MGM/AUR/SKILL LAB/Adult ambu/04		

DEAN
MGM'S MEDICAL COLLEGE
AURANGABAD

26	AMBU Bag		MGM/AUR/SKILL LAB/Adult ambu/05		
27	AMBU Bag		MGM/AUR/SKILL LAB/Adult ambu/06		
28	AMBU Bag		MGM/AUR/SKILL LAB/Adult ambu/07		
29	AMBU Bag		MGM/AUR/SKILL LAB/Adult ambu/08		
30	Laryngoscope with 3 blades	2	MGM/AUR/SKILL LAB/-20		
31	Laryngoscope with 3 blades		MGM/AUR/SKILL LAB/-21		
32	Laryngeal Mask Airway	2	MGM/AUR/SKILL LAB/-22		
33	Laryngeal Mask Airway		MGM/AUR/SKILL LAB/-23		
34	Nasopharyngeal Airway	2	MGM/AUR/SKILL LAB/-24		
35	Nasopharyngeal Airway		MGM/AUR/SKILL LAB/-25		
36	Oropharyngeal Airway	2	MGM/AUR/SKILL LAB/-26		
37	Oropharyngeal Airway		MGM/AUR/SKILL LAB/-27		
38	Crash Cart	1	MGM/AUR/SKILL LAB/-28		
39	I.V. Stand	1	MGM/AUR/SKILL LAB/-29		
40	Oxygen Cylinder with Flow meter	1	MGM/AUR/SKILL LAB/-30		



DEAN
MGM'S MEDICAL COLLEGE
AURANGABAD



Mahatma Gandhi Mission's
MGM SKILLS LAB

AHA Accredited BLS & ACLS Courses

MGM Medical College & Hospital, Navi Mumbai.

MGM Skills Lab

Equipment's , Manikins and skills trained

Skill development unit helps to ensure that all students acquire the necessary practical skills and are properly assessed before practicing on real patients. Faculty can create complicated scenarios for the students to learn.

Sr No.	Training Models	Skills
1.	Child CPR Manikins	Skills trained: Used for training of pediatric basic life support i) Chest compressions. ii) artificial ventilation with bag mask, Mask to mouth. iii) How to use AED?
2.	Infant CPR Manikins	Skills trained: Used for training of infant basic life support. i) Chest compressions. ii) artificial ventilation. iii) foreign body obstruction management. iv) AED Paddle application.
3.	Adult CPR Manikins	Skills trained: Used for training of adult basic life support. i) Chest compressions. ii) artificial ventilation. iii) foreign body obstruction management. iv) AED Paddle application.
4.	ALS Manikins (full body with skill guide)	Skills trained: Quality CPR i) Proper Rate of Chest compressions ii) Proper depth of Chest compressions iii) Proper recoil of chest compressions. iv) Proper rate and adequacy of artificial breath with the help of monitor.. After learning BLS skill on Resusci Anne skill is tested objectively on QCPR.

INCHARGE
MGM SKILLS LAB
DATE: / /



DIRECTOR
MGM SKILLS LAB
DATE: / /

5.	Airway Manikins (Airway management trainer) (Adult)	Skills trained: i) placement of oropharyngeal airway. ii) placement of nasopharyngeal airway. iii) Laryngeal mask airway (LMA). iv) Endotracheal tube placement. v) Bag Mask Ventilation. vi) Nasogastric tube placement and feeding.
6.	Multivenous IV training arm	Skills trained: i) Training of peripheral venous (Cephalic, basilic and dorsum of the hand) cannulation in adults can be demonstrated. ii) How to set I.V. Infusion. iii) How to collect blood sample. iv) Precautions to be taken and How to administer I.V. drug. v) Universal Safety precautions. vi) Biomedical Waste disposal.
7.	Arterial arm stick	Skills trained: i) Communication ii) Training of radial artery puncture for collecting blood sample for ABG iii) Arterial cannulation for intra-arterial blood pressure monitoring. iv) Prevention of needle stick injury
8.	IV Torso	Skills Trained: Training of central venous cannulation (Internal jugular, subclavian and femoral veins) can be given.

Signature
INCHARGE
MGM SKILLS LAB
DATE: / /



Signature
DIRECTOR
MGM SKILLS LAB
DATE: / /

9.	Blood pressure training arm	Skills trained: <ul style="list-style-type: none"> • Communication with patient • Training of how to take blood pressure with the help of aneroid blood pressure recorder is given by using palpatory and auscultatory method. Systolic, diastolic pressure, auscultatory gap and heart rate can be set up by trainer and is objectively assessed.
10.	Arrhythmia simulator	Skill training – i) Used to teach all arrhythmias to UG and PG Students, nurses and for faculty training. ii) It is also used during training of advanced life support for mega code and team dynamics. It is used with multi-parameter.
11.	AED Trainer	Skill training – Defibrillation training for Lay public, paramedical and Medical health care workers. Automated external defibrillator is a model for training how ventricular fibrillation can be treated by giving shock. Machine gives automated instructions which are followed by trainer.
12.	Cricothyrotomy model	Skill training – Difficult Airway Management. Used to train how to establish emergency airway when one can't intubate and ventilate the patient.
13.	Skills Trainer NG Tube Trainer	Training of Nasogastric tube insertion
14.	Catheter Urinary Male/Female Trainer	Training of Urinary catheter insertion skills.
15.	ICD Trainer	Skills Trained- ICD insertion. Needle Thoracostomy. Finger Thoracostomy. Tube Thoracostomy.

INCHARGE
MGM SKILLS LAB

DATE: / /



DIRECTOR
MGM SKILLS LAB
DATE: / /

MGM Aurangabad skill laboratory

Equipments, Mannequins and skills trained

Skill development unit helpsto ensure that all students acquire the necessary practical skills and are properly assessed before practicing on real patients. Faculty can create complicated scenarios for the students to learn. 19 mannequins are available in skill laboratory.


Sr No.	Training Models	No.	Skills
1.	Little Anne	01	Skills trained: Used for training of pediatric basic life support i)Chest compressions ii) artificial ventilation with bag mask, Mask to mouth iii) How to use AED?
2.	Baby Anne	02	Skills trained: Used for training of infant basic life support. i)Chest compressions ii) artificial ventilation iii) Foreign body obstruction management. iv) AED Paddle application
3.	Resusci – Anne	01	Skills trained: Used for training of adult basic life support. i)Chest compressions ii) artificial ventilation iii) Foreign body obstruction management. iv) AED Paddle application
4.	Resuscianne QCPR full body with skill guide	01	Skills trained: Quality CPR i)Proper Rate of Chest compressions ii)Proper depth of Chest compressions iii) Proper recoil of chest compressions. iv) Proper rate and adequacy of artificial breath with the help of monitor.. After learning BLS skill on Resusci Anne skill is tested objectively on QCPR.

Dr. Sadhana Kulkarni
Professor and Head
Department of Emergency Medicine
MGM Medical College, Aurangabad.

Dr. ...
MGM's Medical College
Aurangabad


5.	Laerdal airway management trainer (Adult)	01	Skills trained: i) placement of oropharyngeal airway ii) placement of nasopharyngeal airway iii) Laryngeal mask airway (LMA) iv) Endotracheal tube placement v) Bag Mask Ventilation vi) Nasogastric tube placement and feeding
6.	Pediatric Airway trainer	01	Skills trained: i) placement of oropharyngeal airway ii) placement of nasopharyngeal airway iii) Laryngeal mask airway (LMA) iv) Endotracheal tube placement v) Bag Mask Ventilation vi) Nasogastric tube placement and feeding
7.	Neonatal intubation trainer	01	Skills trained: i) Endotracheal tube placement in New born baby ii) Bag Mask Ventilation
8.	Resuscitation advanced skill trainer	01	Skills trained: i) basic life support ii) Training of advanced life support including Defibrillation, cardio version. iii) Scenario based training can be given respiratory system problems – Tension Pneumothorax, Pulmonary edema, Status asthmaticus. iv) Myocardial Infarction v) Arrhythmia training
9.	Multivenous training arm IV	01	Skills trained: i) Training of peripheral venous (Cephalic, basilic and dorsum of the hand) cannulation in adults can be demonstrated. ii) How to set I.V. Infusion iii) How to collect blood sample


 Dean
 MGM's Medical College
 Aurangabad


 Dr. Sadhana Kulkarni
 Professor and Head
 Department of Emergency Medicine
 MGM Medical College, Aurangabad.


			iv) Precautions to be taken and How to administer I.V. drug v) Universal Safety precautions vi) Biomedical Waste disposal.
10.	Pediatric training arm	IV 01	Skills trained: i) Training for peripheral venous (Cephalic, basilic and dorsum of the hand) cannulation in children ii) How to set I.V. Infusion iii) How to collect blood sample iv) Precautions and How to give I.M. and I.V. Injection v) Universal Safety precautions vi) Biomedical Waste disposal.
11.	Arterial arm stick	01	Skills trained: i) Communication ii) Training of radial artery puncture for collecting blood sample for ABG iii) Arterial cannulation for intra-arterial blood pressure monitoring. iv) Prevention of needle stick injury
12.	IV Torso	01	Skills Trained: Training of central venous cannulation (Internal jugular, subclavian and femoral veins) can be given.
13.	Blood pressure training arm	01	Skills trained: <ul style="list-style-type: none"> • Communication with patient • Training of how to take blood pressure with the help of aneroid blood pressure recorder is given by using palpatory and auscultatory method. Systolic, diastolic pressure, auscultatory gap and heart rate can be set up by trainer and is objectively assessed
14.	Nursing anne with	01	Is used to train about nursing care of the patient.


Dean
MGM's Medical College
Aurangabad


Dr. Sadhana Kulkarni
Professor and Head
Department of Emergency Medicine
MGM Medical College, Aurangabad.


	simpad cable		<p>i) Training can be given how to take of eyes, nose, mouth, sponging</p> <p>ii) Vital sign recording – Pulse, Blood pressure, Respiratory rate.</p> <p>iii) I.M. injection, subcutaneous injection, I.V. Line insertion, Catheterization, Enema administration</p> <p>iv) How to give physiotherapy</p> <p>v) Bandaging</p> <p>vi) Nasogastric tube insertion and feeding</p> <p>vii) Care of colostomy, tracheostomy and urinary catheter.</p> <p>viii) Oxygen therapy - oxygen mask and nasal canula,</p> <p>ix) Nebulization</p> <p>x) Basic vital signs like respiration and auscultation of heart sounds can be taught.</p> <p>xi) Examination of breast, care after mastectomy</p> <p>x) Advanced Scenario based training can be given with the help of simpad – Asthma, Pulmonary edema, Myocardial infarction, Arrhythmias etc</p> <p>xi) Communication skill and Team Dynamics</p>
15.	Prompt birthing (delivery) simulator	01	Skill training – How to conduct normal labor? Normal labor and delivery of placenta can be demonstrated.
16.	Sim man 3G	01	<p>We can teach many skills on sim man3 G. This has a computer, monitor and a dummy. This simulator is used to train basic life support, advanced life support and medical skills and clinical scenarios. Apart from technical skill training, it is also useful for team dynamics training and improving communication.</p> <p>i) We can demonstrate various physiological and pathological clinical signs like papillary reaction, different</p>


 Dr. Saad Kulkarni
 MGM's Medical College
 Aurangabad


 Dr. Sadhana Kulkarni
 Professor and Head
 Department of Emergency Medicine
 MGM Medical College, Aurangabad.

			<p>respiratory sounds, heart sounds and murmurs, abdominal sounds, peripheral pulses.</p> <p>ii) Basic skills like Pulse, Blood pressure measurement, auscultation of chest, Abdomen, bladder catheterization, I.V. line insertion etc.</p> <p>iii) Advanced skills like intubation, putting LMA, Management of difficult airway scenarios</p> <p>iv) Basic life support training</p> <p>v) Advanced life support</p> <p>vi) Advanced Trauma life support</p> <p>vii) Teaching Various types of x-rays</p> <p>viii) ECG training</p> <p>ix) Interpretation of laboratory reports</p> <p>x) Intercostals drain, Intercostals needle insertion.</p> <p>xi) Instructor in two way communication laboratory will be monitoring the skills of the trainers. Debriefing can be done at the end by the teacher.</p>
17.	Arrhythmia simulator	01	<p>Skill training – i) Used to teach all arrhythmias to UG and PG Students, nurses and for faculty training.</p> <p>ii) It is also used during training of advanced life support for mega code and team dynamics. It is used with multi-parameter</p>
18.	AED Trainer	01	<p>Skill training – Defibrillation training for Lay public, paramedical and Medical health care workers. Automated external defibrillator is a model for training how ventricular fibrillation can be treated by giving shock. Machine gives automated instructions which are followed by trainer</p>
19.	Cricothyrotomy model	01	<p>Skill training – Difficult Airway Management.</p> <p>Used to train how to establish emergency airway when one can't intubate and ventilate the patient.</p>


 Dean
 MGM's Medical College
 Aurangabad


Dr. Sadhana Kulkarni
 Professor and Head
 Department of Emergency Medicine
 MGM Medical College, Aurangabad.